



GLOBAL JOURNAL OF COMPUTER SCIENCE AND TECHNOLOGY: D
NEURAL & ARTIFICIAL INTELLIGENCE

Volume 24 Issue 2 Version 1.0 Year 2024

Type: Double Blind Peer Reviewed International Research Journal

Publisher: Global Journals

Online ISSN: 0975-4172 & PRINT ISSN: 0975-4350

Optimization of Frequency Reconfigurable Antenna Parameters Design using Genetic and PSO Algorithms based on Neural Networks

By Rajaa Amellal & Mr. Habibi Mohamed

Ibn Tofail University

Abstract- In this paper, we propose a novel mixed-integer optimization formulation for the optimal design of a reconfigurable antenna inspired by methodology to design frequency reconfigurable patch antennas using multi-objective genetic algorithms (MOGA) genetic algorithm trained by recurrent neural networks and nondominated sorting genetic algorithm II (NSGA-II) improve global optimization capability by diversity detection operation to surrogate a model optimized. Experimental validation of Pareto-optimal set miniaturized multiband antenna designs is also provided, demonstrating a new optimization technique. The oriented design here is practiced for improving reflection coefficient S_{11} , and gain specifications at the frequency band that is achieved by sizing the design parameters using our proposed method in the author's way the performance parameters were predicted by an iterative process of particle swarm optimization based on feed-forward neural networks (FFNN).

GJCST-D Classification: DDC Code: 621.382



OPTIMIZATION OF FREQUENCY RECONFIGURABLE ANTENNA PARAMETERS DESIGN USING GENETIC AND PSO ALGORITHMS BASED ON NEURAL NETWORKS

Strictly as per the compliance and regulations of:



© 2024. Rajaa Amellal & Mr. Habibi Mohamed. This research/review article is distributed under the terms of the Attribution-Non Commercial-NoDerivatives 4.0 International (CC BY-NC-ND 4.0). You must give appropriate credit to authors and reference this article if parts of the article are reproduced in any manner. Applicable licensing terms are at <https://creativecommons.org/licenses/by-nc-nd/4.0/>.

Optimization of Frequency Reconfigurable Antenna Parameters Design using Genetic and PSO Algorithms based on Neural Networks

Rajaa Amellal^α & Mr. Habibi Mohamed^σ

Abstract- In this paper, we propose a novel mixed-integer optimization formulation for the optimal design of a reconfigurable antenna inspired by methodology to design frequency reconfigurable patch antennas using multi-objective genetic algorithms (MOGA) genetic algorithm trained by recurrent neural networks and nondominated sorting genetic algorithm II (NSGA-II) improve global optimization capability by diversity detection operation to surrogate a model optimized. Experimental validation of Pareto-optimal set miniaturized multiband antenna designs is also provided, demonstrating a new optimization technique. The oriented design here is practiced for improving reflection coefficient S11, and gain specifications at the frequency band that is achieved by sizing the design parameters using our proposed method in the author's way the performance parameters were predicted by an iterative process of particle swarm optimization based on feed-forward neural networks (FFNN). The proposed optimization technique is successfully attracted as a problem solver for designers to tackle the subject of antenna design, which works in the frequency range from 200 MHz to 224.25MHz (50% impedance bandwidth at operated frequency 200 MHz) sequentially is obtained.

I. INTRODUCTION

With the increasing demand for smarter antenna design in advanced technology applications, Several antenna structures are suitable for the implementation of reconfigurable antennas, among patch antennas are beautiful structures for various types of reconfigurations.

There are two main domains to be researched for reconfigurable antennas; one is to reconfigure the radiation patterns at fixed operating frequencies, and the other is to reconfigure the operating frequencies with uniform radiation patterns [1]. However, the core of the desired characteristics of a modern reconfigurable antenna is that the design of the antenna has a high real-time requirement for the optimization algorithm to reconfigure the radiation patterns [2] and reduce the interferences over an extensive band. There is a large gap between the present research and the ultimate objective. Our method is illustrated using a miniaturized

multiband antenna design example [2,3]. Miniaturized multiband antennas and accelerated automated design optimization of antenna structures using variable-resolution computational models are highly desirable in modern wireless communications.

Integrating the GA-RNN surrogate model with multi-objective genetic algorithms (MOGA) establishes a fast multi-objective inversed optimization framework for multi-parameter antenna structures based on NSGA. NSGA is a dominance-based multi-objective optimization algorithm developed on genetic algorithms, where NSGA-II overcomes some of NSGA's shortcomings [8].

And has excellent performance in 2–3 objective optimization. Finally, a Pareto-optimal set miniaturized reflection coefficient and Gain corresponding to optimized antenna design are presented, demonstrating that the proposed model provides better prediction performance and considerable computational savings [3].

It includes evolutionary algorithms such as the Genetic Algorithm (GA), and Particle Swarm Algorithm (PSO). The signal transmission and reception systems of reconfigurable antennae that increase various diversity methods to improve the quality of the signal and lessen interference in terms of time and frequency [5], further their remarkable advantages such as cost-effective, consolidated effortless fabrication process, conformable, satisfactory bandwidth (BW)[7-6].

The optimization parametric space corresponds to design configuration, and thus, only discrete optimization algorithms can be used and trained by artificial neural networks [4]. These methods have a slower convergence rate than local methods because they can't take advantage of the solution space regularity. Second, the newly added sample operators are well-fitted regarding the optimization objectives to speed up convergence [7].

This paper aims to briefly describe the algorithms and present their application to antenna design problems.

The rest of the paper is organized as follows. Section 2 formulates the data antenna concerning the space design problem. Section 3 presents the performance of the antenna parameters predicted by the model based on the PSO-FNN. Section 4 achieves

Author α: Physic Department, Laboratory Electronic Systems, Information Processing, Mechanic and Energetic, Ibn Tofail University, Kenitra, Morocco. email: amellalrajae@gmail.com

Author σ: Universite Ibn Tofail Laboratoire De Systemeimes Electroniques Traitement De L'information Mecanique Et Energetique Kenitra, Gharb-Chrarda-Beni Hssen, Morocco

the output and inputs for the GA-RNN model to estimate the desirable values of S11 and Gain accurately establishes the fast inversed multi-objective antenna optimization framework by combining the result of data antenna offering by HFSS and GA-RNN for the multi-objective optimization improved with NSGA2. Section 5, offers the result of the parameters surrogate the simple model of the patch antenna and gives the result of Pareto optimal design, secondly demonstrates the performance by simulating the fitness and accuracy of neural networks.

II. METHODOLOGY AND PROBLEM DESCRIPTION

In the first step of the GA process, the initial population is created and the fitness value of each individual in the population is calculated. Then, individuals selected from the population according to the fitness value are crossed and the two parents create a new individual from the individual's genetic codes [3-5]. The search space is expanded by making random changes in the individual's genes with the mutation in the next step.

N is the total number of sampling frequencies

$$Ft1 = \frac{1}{N} \sum_{f_2}^{f_1} Ob1(f) \tag{1}$$

$$Ob1(f) = \begin{cases} -S11 & \text{for } S11 \geq -10db \\ 0 & \text{for } S11 < -10db \end{cases} \tag{2}$$

The second objective and fitness function given by

$$Ft2 = \frac{1}{N} \sum_{f_1}^{f_2} Ob2 \tag{3}$$

$$Ob2(f) = \begin{cases} 0 & \text{for } 0.5 \leq Gain(dB) \leq 5 \\ norm(Gain(dB) \text{ elsewhere}) \end{cases} \tag{4}$$

the input reflection coefficient in dB, f1, and f2 are frequencies included in the range of BW, defining the operating band. N is the number of frequency samples taken between f1 and f2.

MOGA consists of n-size parameters in the antenna to be optimized; that is, each chromosome consists of n-size parameters in the antenna to be optimized; for each individual in the new generation represents a space of design parameters.

After determining the suitable antenna configuration, it is time to obtain the optimized design parameters as length (L) and width (W) ground (G). This part aims to enhance the fitness of reflection coefficient S11 within the BW [10]. Hence, advanced multi-objective optimization methods such as NSGA2 are required for multi-objective specifications and the diversity of solutions. When MOGA reaches the set number of iterations, the procedure ends, and the obtained Pareto Front is shown [5-4].

The next step of Data generation. After confirming the initial antenna shape of the patch antenna, optimal design parameters must be determined. All the optimization processes are performed automatically [10]. For accurately modeling the antenna, a suitable amount of data set includes training, validation, and test data (XTrain, XVal, and XTest) [5], and corresponding desired outputs (YTrain, YVal, and YTest) of recurrent neural networks based on model sequential of Keras and weighting by genetic algorithm process.

MOGA optimization is used in the field of surrogate models mainly to design the characteristics of the patch-feed [5], width, and length with the objective of performance enhancement.

There are two objectives to be satisfied. The first is that the antenna should be impedance-matched over a frequency range [3], The second objective is acceptable to gain performance over the same, with the corresponding cost function as in Equation (1). The overall fitness function is given by Equation:

The theoretical values of W and L are given by:

$$W = \frac{c}{2f_r} \sqrt{\frac{2}{\epsilon_r + 1}}$$

$$L = \frac{c}{f_r \sqrt{\epsilon_{r,eff}}} - 2\Delta L$$

When f_r notes operating frequency and ϵ_r represented the dielectric constant, The efficient patch length is different and its length is increased through ΔL . In general, the multi-objective and multi-parameter antenna designs can be mathematically described as:

$$\min F(x)=[f_1(x), f_2(x), \dots, f_n(x)] \text{ Ts.t. } x \in X \quad X \subseteq R^m$$

When

$f_j(x), (j=1, 2, \dots, n)$ are n objective functions to be optimized x present the parameters design $x = \{(W_s, L_s, W_p, L_p, W_k, L_k, W_e, L_e)\}$

and $F(x)$ is a vector of m objective functions ($g_j(x)$)

$$\min y = f(x) \text{ s. t. } g(x) = (g_1(x), g_2(x), \dots, g_m(x)) \leq 0 \text{ where } x = (x_1, x_2, \dots, x_n) \in X,$$

$$x = \{x \mid l \leq x \leq u\} \quad l = (l_1, l_2, \dots, l_n), \quad u = (u_1, u_2, \dots, u_n) \quad (1)$$

$$U(x) = G(x) = 1$$

$$U(x) = \frac{1}{F} \int_{f_1}^{f_2} G(x, f) df \quad (5)$$

and U stands for the scalar merit function that quantifies the designer's view concerning the design quality
 Constraint:

$$|S_{11}(x, f)| \leq -10 \text{ dB for } f \in F$$

$$UP(x) = U(x) + \beta_1 c_1(x)^2 \quad (6)$$

were

$$c_1(x) = \frac{\max(S_{11}(x)+10)}{10}$$

The functions $c_1(x)$ measure constraint violations, whereas β_1 is the proportionality factor.

where x is the decision vector, l and u are the lower and upper bounds of x , $f(x)$ is the objective function [7], and $g(x)$ are constraints. A solution x is feasible if it satisfies all constraints $g(x) \leq 0$, otherwise, it is infeasible, and y is the predicted value using the algorithm MOGA [5].

After constructing the initial configuration of the patch antenna, the optimized values for design parameters must be achieved. The brief definitions for this algorithm are as follows the steps:

1. Predefine the design space;
2. Determine the number of neurons in each layer of RNN and the antenna geometry vector x ;
3. Sample design space using HFSS and acquire the response set y *construct the targets*;
4. Adjust the RNN genetic algorithm mapping S_{11} and Gain by *the first iteration I1* of optimization;
5. Construct an I_1 -MOGA surrogate model $R_s(x)$;
6. Optimize the population by MOGA with an NSGA2 surrogate model;

The relative error is defined as $||R(x) - R_s(x)|| / ||R(x)||$, where R_s stands for the surrogate.

The computational model R is simulated in HFSS and corresponds to the experiment parameters design of the patch antenna [8].

Enhanced genetic algorithm (RNN-GA), this redundant information is fed back into the GA's objective function via the recurrent neural network. The neural network learns the optimal weights of the objective function by identifying trends and optimizing weights.

The fitness value of each chromosome represents the accuracy of the network. to evaluate the

antenna performance. After confirming the initial antenna shape, optimal design parameters must be determined. All the optimization process is performed automatically in the created platform constructed antenna surrogate model, which is a black box for mapping the relationship between the antenna structure parameters and performance indexes (reflection coefficient S_{11} , gain resonant frequency) [5-8].

In another way, the PSO technique was applied to this problem due to its robust convergence for optimizing the weights [4]. It enhanced the model PSO-FNN for predicting the desirable reflection coefficient S_{11} in BW concerning the range frequency.

Problems that are multimodal, non-differentiable, and discontinuous. HFSS in conjunction with PSO-FNN is used to find the optimal values and targets for all the parameters specified.

a) Recurrent Neural Networks

Recurrent Neural Network (RNN) is a type of neural network where the output from the previous step is fed as input to the current step. In traditional neural networks, all the inputs and outputs are independent of each other, when it is required to predict the next word of a sentence, the previous words are required and hence there is a need to remember the words. Thus, RNN came into existence, solving this issue with the help of a hidden layer. Recurrent Neural Networks (RNNs) have become a popular technique for language modelling tasks such as speech recognition, machine translation, and text generation [11].

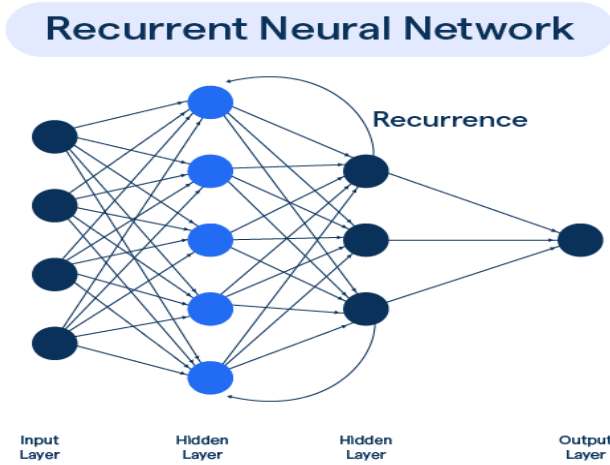


Figure 1: General View of the Architecture of RNN

b) *Artificial Neural Network based on PSO And Genetic Algorithm Used In Optimization Performance And Design Parameters Of Patch Antenna:*

The MOGA-HFSS process of the objective function converge results showed that the average fitness approaches the global best value, which is typically a good indication that the optimization run has converged, and no significant improvements are to be expected [6]. This can also indicate that the design tolerates our main objective, which is to obtain good impedance-matching -10dB over two specified frequency bands. the fitness of the design parameter set does not satisfy the constraint equations.

The boundaries and the constraints define the solution space and feasible space and thus account for all the geometrical aspects of the optimization. The aim is to find the optimal solution vector for decision variables. This solution vector must satisfy specific constraints. and non-dominated sorting genetic algorithm II (NSGA-II) to show the effectiveness of our improved MOGA [9].

The space of variables x is the randomly generated population. The population is mutated and crossover to get a new population in the MOGA algorithm. The best fitness value is compared with the desired value and the antenna parameter is updated for the next generation population.

The algorithm is initialized by creating a population of N random neural networks. the fitness functions that force to have a reflection coefficient less than -10 dB give a better bandwidth than those considered the reflection coefficient at the expected resonant frequency or over a frequency band. When multiple objectives in addition to the broadband performance are considered, the cost function needs to be modified by considering all the objectives [6-8].

Optimal design parameters must be determined after configuring the initial configuration of the antenna using HFSS. All the optimization processes are performed automatically in the inputs created concerning the gain and reflection coefficient for the RNN-genetic model.

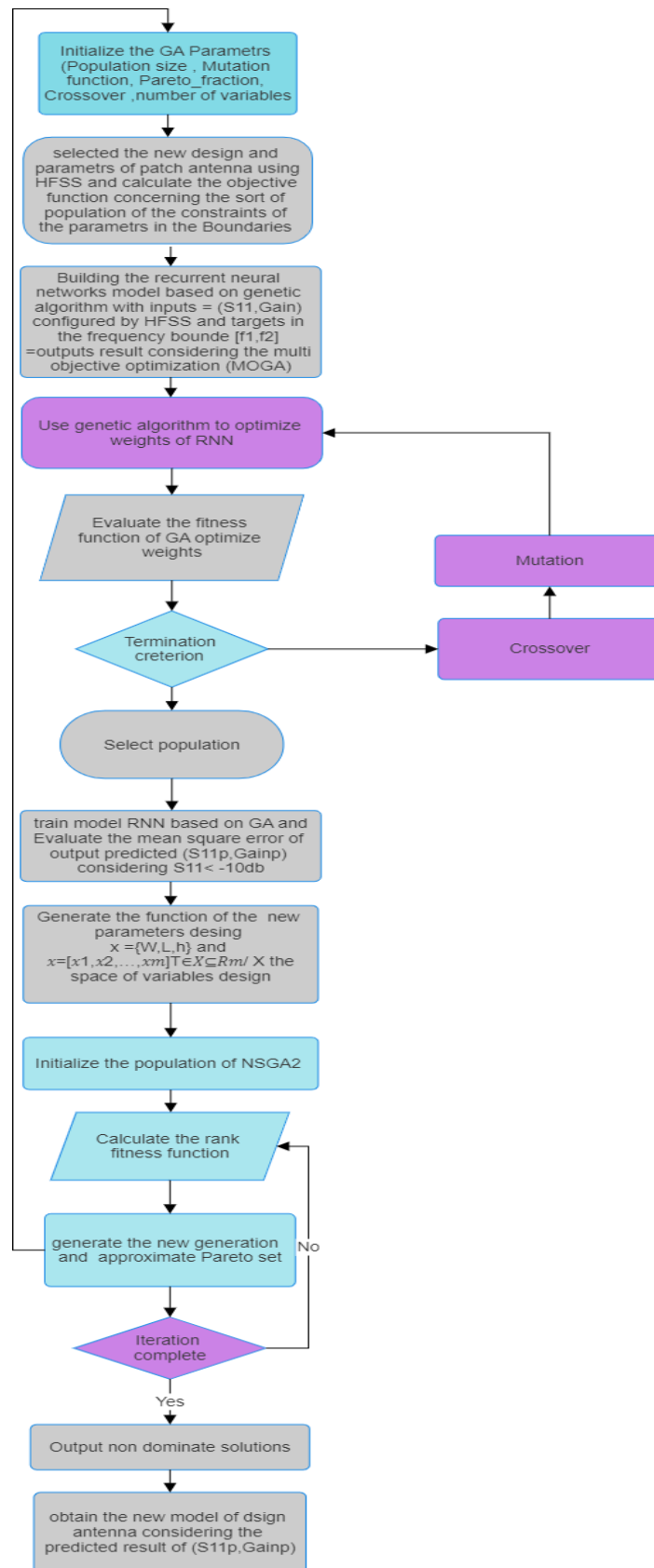


Figure 2: Flowchart of the Improved MOGA/NSGA2 with A Dynamically Updatable using GA_RNN Surrogate-Optimized Model

c) *Optimization Performance Parameters Antenna Using Feed-Forward Neural Networks Based on PSO Algorithm*

Maintain the Patch reconfigurable antenna. The boundaries and the constraints define the solution space and feasible space and thus account for all the performance parameters of the optimization [8].acquiring high directivity to obtain the optimal solution established on the action of the swarm that adopts the fitness function.

We have used double PSO optimization. the first time is for creating the NN model with the least error and the second time, while optimizing the NN_model to get the best output parameters [10]. The FFNN-PSO model behaves as The S11 and Gain operated by HFSS. Since the antenna had to be optimized, we have taken this NN model and optimized parameters by feeding different objectives and targets.

Algorithm1 PSO_FFNN:

Input: Input The parameters of the Result patch antenna (S11, Gain, frequency):

Outputs: Optimized value of (S11, Gain)

maximum iterations: Max, size of

swarm: begin and end, inertia weights: ω_{begin} and ω_{end} ,

acceleration constants: c_1, c_2 , maximum of velocity:

v_{max}

frequency variable f ('2.4,2.8') for each optimization set

Initialization of PSO algorithm:

Social and cognitive coefficients C_1, C_2 ;

Inertial weights $W(i)$;

Update Velocity $V(i)$;

Populations, Iterations;

1: Set iteration index $k = 0$. Initialize the velocities

and positions of n particles, $\omega \leftarrow \omega_{begin} - k/Max *$

$(\omega_{begin} - \omega_{end})$.

2: For every particle in the swarm evaluate the fitness function

3: Obtain corresponding expectations of the parameter's performance of

the patch antenna.

4: Update the personal best position of each particle, the global best

position of the swarm $G_{best}(j)$, the local best position, and corresponding values. and best fitness

5: while $k < Max$ do

6: For every Iteration do:

7: Obtain corresponding constraints of antenna parameters and update the objective function based on the result obtained using HFSS (S11, Gain).

8: if the Current position is the personal best position for this

particle then

9: Update its personal best position

10: Request result from HFSS (S11, Gain)

11: evaluate the objective function:

$$\text{Fit} = -FG - \min(FG - 20, G_{\min}) + \max(|S_{11}|, 10\text{dB})$$

Improve in-band matching within the

frequency range F

Ensure that in-band matching does not

exceed -10 dB in F

$$|S_{11}(x, f)| \leq -10 \text{ dB for } f \in F;$$

12: Evaluate targets for neural networks, Fit = Targets;

Inputs = {S11, Gmin, F}, net = outputs;

PSOFFNN_run_model (net, inputs);

ALGORITHM2 GA_RNN/MOGA_NSGA2 :

X: {XTRAIN, YTRAIN}

1. GENERATE INPUTS AND OUTPUTS OF RNN

INPUTS = SIZE {S11, GAIN}

OUTPUTS = SIZE {TARGET (1)}

TARGETS = {S11_s, GAIN_s};

NET= RNNETWORKS (NET, INPUTS, TARGETS);

2. INITIALIZATION OF GA ALGORITHM PARAMETERS

POPULATION SIZE;

MUTATION RATE, CROSSOVER

GENERATION

NUMBER OF VARIABLES

3. INITIALIZE LEARNING PARAMETERS

MUTATION POWER, POPULATION SIZE, TRUNCATION SIZE;

4. EVALUATE POLICYINITFNCTION

5. TRAIN NETWORK FOR THE PARAMETERS (M, POP, TS, I, O, TARGETS)

EVALOPTI = GA_RNNMODEL (NET, O)

COMPARE OBJECTIVE FUNCTION ($|S_{11}(X, F)| \leq -10 \text{ DB, FOR } F \in F$) OF EVALOPTI

6. EVALUATE THE NEW DESIGN OF THE PATCH ANTENNA USING AN INVERSE PROCESS OF MULTI-OBJECTIVE GENETIC ALGORITHM (NSGA2) BASED ON THE RESULT OBTAINED USING THE RNN-GENETIC MODEL (S11, GMIN)

7. REQUEST THE RESULTS OF ANSYS HFSS

8. EVALUATE THE DECISION VARIABLES OF PARAMETERS BASED ON THE SPACE OF SOLUTIONS DESIGN PARAMETERS $\epsilon \in \epsilon \quad \subseteq \subseteq \dots$



III. SIMULATION AND RESULTS

This section of the paper illustrates that 0.01 GHz increased the frequency of the optimized parameters design and simulation results.

All other values were kept to their default value during the simulation. The figure.1 shows the general

structure of the microstrip patch antenna. The proposed antenna is simulated using HFSS Ansys simulation software.

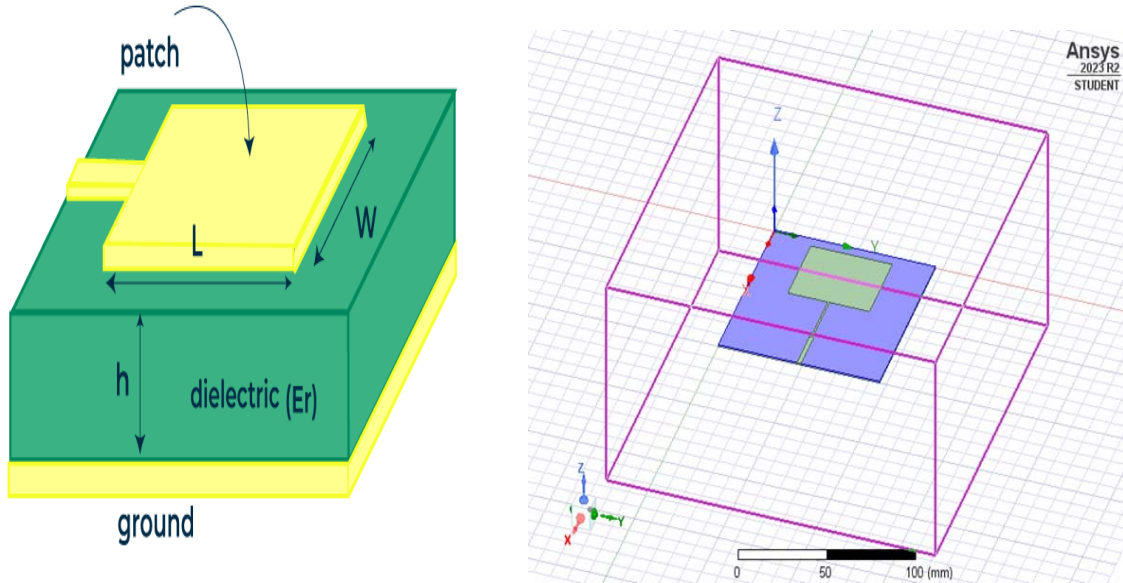
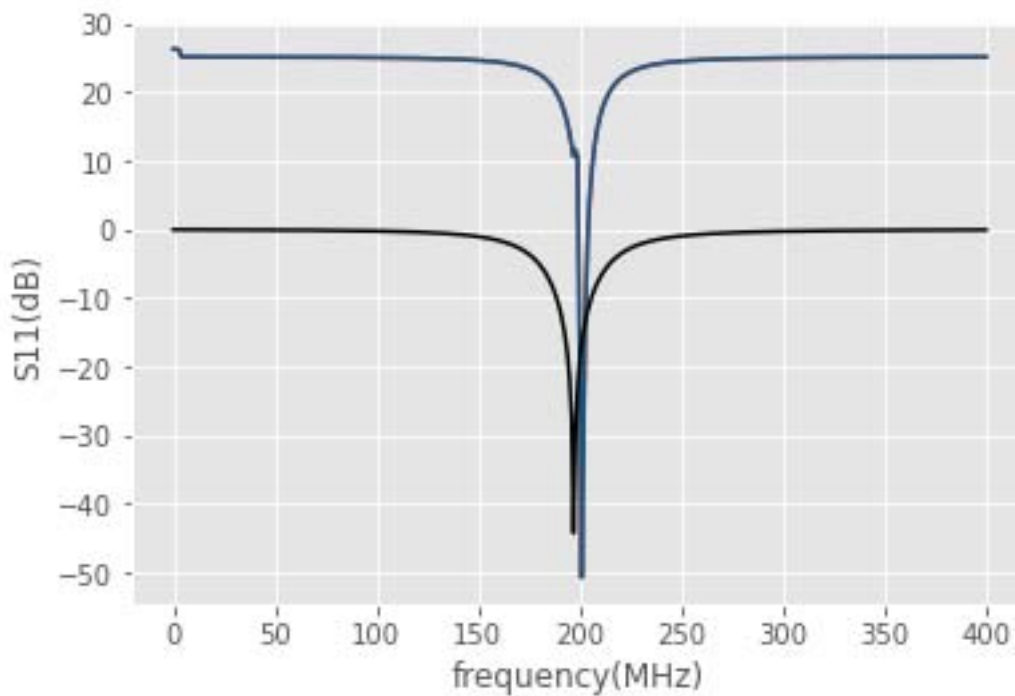


Figure 3: The General Structure of the Microstrip Patch Antenna and Simulated Model using HFSS Software

Consider the antenna structures paired in Fig. 1 along with their reflection responses $|S_{11}|$, obtained for different optimized parameter values.

Figure 2 shows the predicted S11 by optimization. The predicted S11 well matches the simulated S11 in the results optimized through FFNN based on the PSO algorithm.



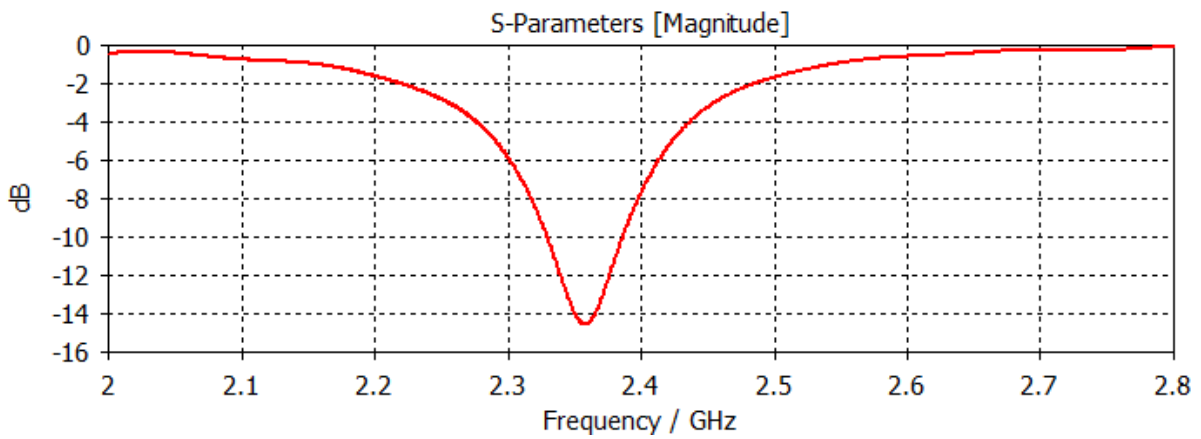


Figure 4: Reflection Responses of Predicted S11 Using PSO_FFNN and Simulated Results in the Dual-Band

Table 1 shows the detailed sizes of the patch antennas. within the range specified of frequency demonstrate the optimized parameters design, indicating that compared to predictive results of s11 and Gain.

Parameters Design(mm)	Boundaries	Optimized Parameters	Max S11 (dB)	Gain (dB)	Frequency Range (MHz)
"Substrate dimension" W_s : 80	[45, 89]	87	-28.1798	9.10295	[196.87, 197]
"Substrate dimension L_s ": 80	[45, 89]	87	-27.9522	9.09736	[197.75,197.12]
"Dielectric Height" h: 1.6	[1, 5.4]	1.3	-26.1151	8.96144	[198.12,197.87]
"Antenna patch dimension" W_p : 35	[19, 63]	38	-22.9891	8.83201	[198.5,200]
" Antenna patch dimension" ": L_p :29	[16, 30]	29.4	-12.6065	8.82812	[201.5,210.33]
"Transmission line x" W_e : 2.98	[1.6, 5.3]	3.8	-9.25723	8.9755	[223.5,223.62]
"Inset dimension x": W_k : 1.4	[1, 6.45]	1.52	-6.7947	7.90189	[223.87,224]
" Inset dimension y" L_k :7.16	[7,7.18]	6.7	-0.111962	6.76174	[224.12,224.25]

Changes in the location of the finder solution for particle swarm performance in the later stage of evolution, such as concurrent accuracy for two variables S11 and Gain examine probability for 4 generations.



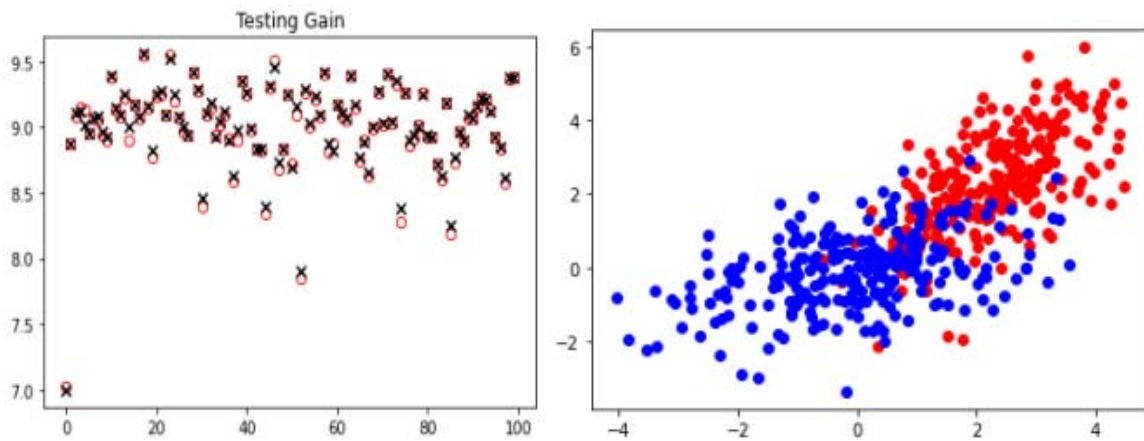


Figure 5: The Finder Solution for Particle Swarm Performance and Location in the Later Stage of Evolution, for two Variables S11 and Gain

Consider the antenna structures appeared in Fig. 3 along with their reflection responses S11, obtained for different values of parameter optimized and experimented.

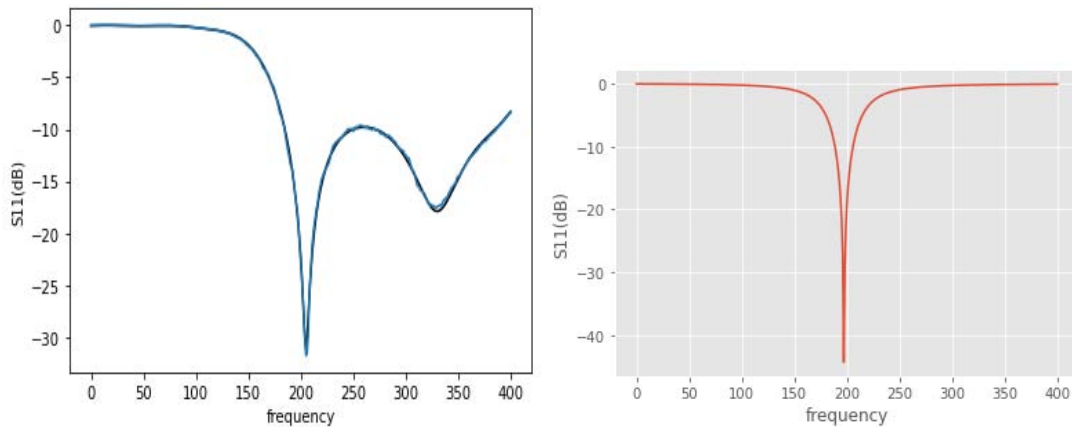


Figure 6: Reflection Responses of Optimized and Experimental Parameters in the Dual-Band Arranged the BW

Multi-objective genetic algorithm optimization is used in conjunction with the surrogate model and prediction of performance parameters of the antenna (S11, Gain, BW). The RA is capable of simultaneously steering its beam in different directions.

The radiation pattern for both parameters simulated and optimized for the patch antenna at two different frequencies has been achieved accordingly.

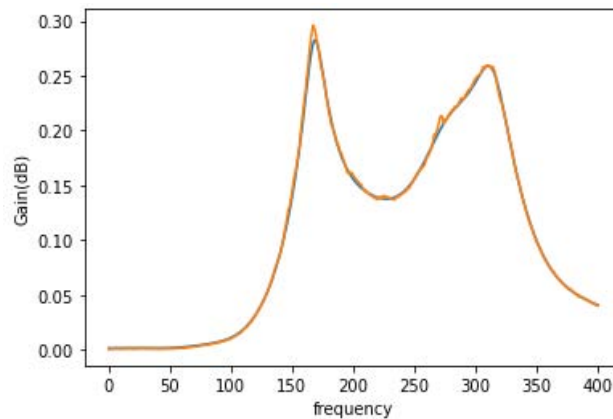


Figure 7: The Radiation Pattern for both Simulated and Optimized Parameters Designed for the Patch Antenna

The optimization process is stopped meaning that the desired antenna goals are obtained. At this time, the non-dominated solution set appeared. All solutions in the non-dominated solution set constitute the Pareto front (PF).

Initial Pareto set identified using MOGA executed NSGA2; evaluated the reflection coefficient S11 and Gain from the initial Pareto set, in next step obtained Pareto front in two-objective optimization using high-fidelity-based optimization, shown in Figure 9.

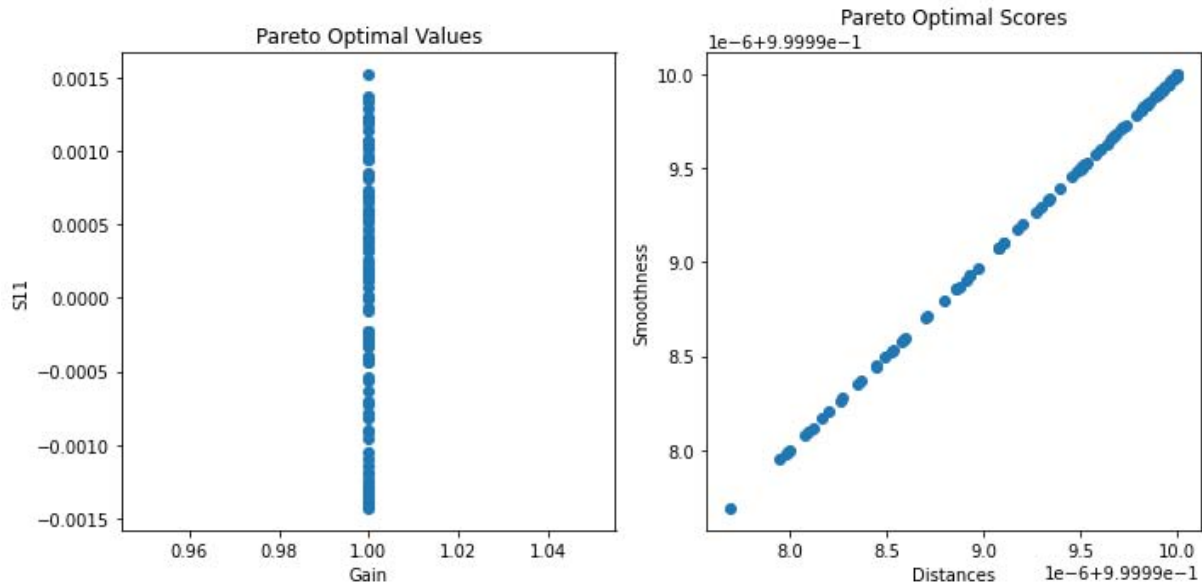


Figure 8: The Selected Pareto Optimal Designs' Reflection Coefficient and Realized Gain Characteristics

Initial Pareto set identified using MOGA executed with NSGA2 for 2 objective functions concerning the performance parameters on the space of design optimized

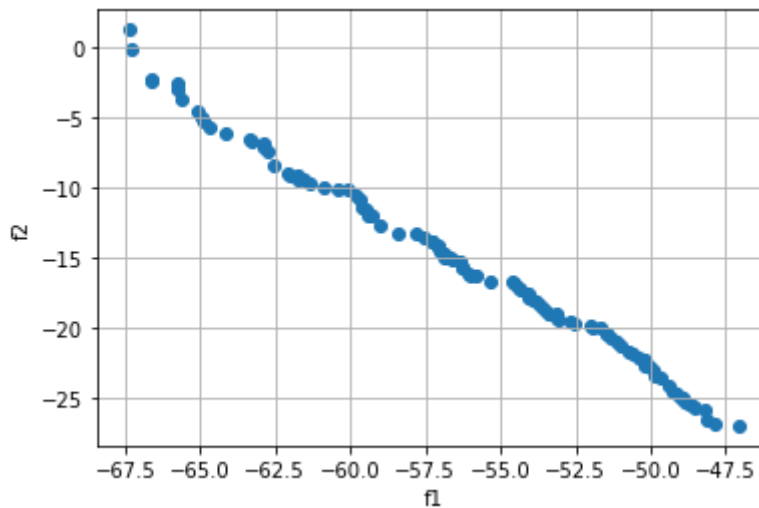


Figure 9: Example of Pareto Front in two-Objective Optimization for S11

Whereas Figure 10 provides a fitness function according to the generation of GA and illustrates a comparison of the simulated and measured reflection coefficient and realized gain characteristics.

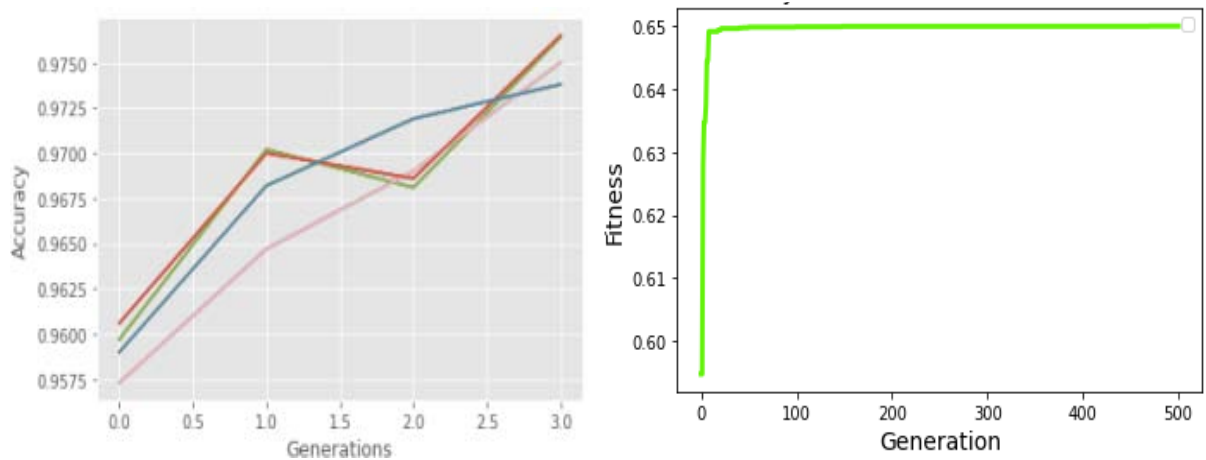


Figure 10: The Evolution of Fitness Functions for the GA Algorithm Accurately with Upgrade the Generation, Such as Concurrent accuracy for two Variables S11 and Gain, Examines Probability for 4 Generations

IV. CONCLUSION

The proposed method is then employed to optimize the antenna parameters and predict the reflection coefficient S11 and gain. At the same time, an additional branch is built to run the simulation tools (e.g., HFSS) and update the data set during the training process instead of constructing the targets for the RNN_GA model.

The results demonstrate that reconfigurable antennas can be designed using an efficient optimization method. We therefore need to combine the objective function with a suitable search procedure.

The main objective of this research is to explore the effectiveness of Artificial Neural Networks (ANN) Based on PSO and GA algorithms in designing and optimizing parameters of the reconfigurable patch antenna and identifying optimal antenna parameters such as S11 and Gain. The study aims to create a fully automated environment for antenna design to minimize the risk of errors and improve the overall efficiency of frequency reconfiguration.

The study aims to demonstrate that the NN-based evaluation algorithms approach can successfully optimize the antenna design process and produce antennas with improved performance.

In our method, two specifications gain and S11 are optimized, and broadside direction with radiation efficiency and optimization of reconfigurable polarization antenna design will be considered as the future work.

REFERENCES RÉFÉRENCES REFERENCIAS

1. Nandana. P, Shefin Shoukhath "Design of MEMS Reconfigurable E-Shaped Patch Antenna Design for Cognitive Radio" y (IJERT) ISSN: 2278-0181, Published by, www.ijert.org, NCETET-2015 Conference Proceedings.
2. P. Gravas, D. Zaharis "Optimal Design of Aperiodic Reconfigurable Antenna Array Suitable for Broadcasting Applications", Electronics 2020, Vol 9, 818; www.mdpi.com/journal/electronics.
3. H.J. Mohammed, F. Abdulsalam; "Evaluation of Genetic Algorithms, Particle Swarm Optimisation, and Firefly Algorithms in Antenna Design", 2016 IEEE '13th International Conference on Synthesis, Modeling, Analysis and Simulation Methods and Applications to Circuit Design (SMACD)'.
4. Z.Wang, J. Qin; "Multi-Objective Antenna Design Based on BP Neural Network Surrogate Model Optimized by Improved Sparrow Search Algorithm", Appl. Sci. 2022, Vol: 12, Issue 12543, https://www.mdpi.com/journal/applsci
5. Farzad Mir, L.Kouhalvandi "Deep neural learning-based optimization for automated high-performance antenna designs", Scientific Reports | (2022) Vol:12 Issue:16801.
6. J. Dong, Yingjuan Li and Meng Wang "Fast Multi-Objective Antenna Optimization Based on RBF Neural Network Surrogate Model Optimized by Improved PSO Algorithm", Appl. Sci. 2019, Vol: 9, Issue: 2589; www.mdpi.com/journal/applsci
7. S. Koziel, A. Pietrenko-Dabrowska "On nature-inspired design optimization of antenna structures using variable-resolution EM models", Scientific Reports (2023) Vol:13 Issue: 8373, www.nature.com/scientificreports/
8. S.Koziel, A.Pietrenko-Dabrowska "Rapid multi-objective optimization of antennas using nested kriging surrogates and single-fidelity EM simulation models", Engineering Computations Vol. 37 No. 4, 2020 pp. 1491-1512.
9. Y.Guo, Y.Wang "A New Optimization Design Method of Multi-Objective Indoor Air Supply Using the Kriging Model and NSGA-II", Appl. Sci. 2023,

Vol: 13, Issue: 10465, www.mdpi.com/journal/applsci

10. Sarbagya Ratna Shakya, Matthew Kube "A comparative analysis of the machine learning approach for optimizing antenna design", International Journal of Microwave and Wireless Technologies (Cambridge University Press) (2023), <https://doi.org/10.1017/S1759078723001009>
11. M. Haromainy, D.Prasetya "Improving Performance of RNN-Based Models With Genetic Algorithm Optimization For Time Series Data", TIERS Information Technology Journal Vol.4, No.1, June 2023, pp. 16~24.

