

GLOBAL JOURNAL OF HUMAN-SOCIAL SCIENCE: A
ARTS & HUMANITIES - PSYCHOLOGY
Volume 16 Issue 1 Version 1.0 Year 2016
Type: Double Blind Peer Reviewed International Research Journal
Publisher: Global Journals Inc. (USA)
Online ISSN: 2249-460X & Print ISSN: 0975-587X

Display of Counter Productive Work Behaviour in Relation to Person-Organization Fit

By Dr. Anita Sharma & Kalpna Thakur

Himachal Pradesh University, India

Abstract- The present study was aimed to investigate the relationship between counterproductive work behaviour (CWB) and person-organization fit (P-O Fit) within the context of manufacturing industry situated in Baddi, Himachal Pradesh. The sample comprised 300 employees of production department (150 male and 150 female respondents). The analysis revealed that for the total sample, Interpersonal Similarities (12%) and unique roles (4%) have contributed 16% of variance in totality for Organizational-Counterproductive Work Behaviour and for Interpersonal-Counterproductive Work Behaviour, Unique Roles (4%) and Value Congruence (2%) contributed for 6% variance in totality. In Males sample, Unique Roles explained maximum variance (12%) followed by Need Supplies (5%) and Interpersonal Similarities (3%) for Organizational-Counterproductive Work Behaviour. For Interpersonal-CWB only Unique Roles have turned out to be a significant predictor which accounted for 5% of variance. In Females sample, Interpersonal Similarities explained maximum variance (16%) followed by Demand Abilities (4%) in total these predictors accounted for 20% variance for Organizational-Counterproductive Work Behaviour.

Keywords: *organizational counterproductive work behaviour (CWB-O), interpersonal counterproductive work behaviour (CWB-I) and person-organization fit (P-O Fit).*

GJHSS-A Classification : FOR Code: 170199



Strictly as per the compliance and regulations of:



© 2016. Dr. Anita Sharma & Kalpna Thakur. This is a research/review paper, distributed under the terms of the Creative Commons Attribution-Noncommercial 3.0 Unported License (<http://creativecommons.org/licenses/by-nc/3.0/>), permitting all non-commercial use, distribution, and reproduction in any medium, provided the original work is properly cited.

Display of Counter Productive Work Behaviour in Relation to Person-Organization Fit

Dr. Anita Sharma^α & Kalpna Thakur^σ

Abstract- The present study was aimed to investigate the relationship between counterproductive work behaviour (CWB) and person-organization fit (P-O Fit) within the context of manufacturing industry situated in Baddi, Himachal Pradesh. The sample comprised 300 employees of production department (150 male and 150 female respondents). The analysis revealed that for the total sample, Interpersonal Similarities (12%) and unique roles (4%) have contributed 16% of variance in totality for Organizational-Counterproductive Work Behaviour and for Interpersonal-Counterproductive Work Behaviour, Unique Roles (4%) and Value Congruence (2%) contributed for 6% variance in totality. In Males sample, Unique Roles explained maximum variance (12%) followed by Need Supplies (5%) and Interpersonal Similarities (3%) for Organizational-Counterproductive Work Behaviour. For Interpersonal-CWB only Unique Roles have turned out to be a significant predictor which accounted for 5% of variance. In Females sample, Interpersonal Similarities explained maximum variance (16%) followed by Demand Abilities (4%) in total these predictors accounted for 20% variance for Organizational-Counterproductive Work Behaviour. For Interpersonal-Counterproductive Work Behaviour Demand Abilities have explained the maximum variance (8%) followed by Need Supplies (4%). The results have shown the commonness of one variable viz. Interpersonal Similarities in predicting Organizational-Counterproductive Work Behaviour of both the genders. Further, t-test revealed no significant difference between males and females on the variables of Value Congruence, Need Supplies, Demand Abilities, Interpersonal Similarity, Unique Roles, Organizational and Interpersonal-Counterproductive Work Behaviour.

Keywords: organizational counterproductive work behaviour (CWB-O), interpersonal counterproductive work behaviour (CWB-I) and person-organization fit (P-O Fit).

I. INTRODUCTION

Counterproductive behaviour has gained importance due to its influences on organizations and employees. Recently, researchers have conducted studies which show its causes on individual and organizational levels (Appelbaum & Matousek 2007). Individual and organizational factors are known to influence the behaviour and attitudes of their employees. One of the major concerns of many organizations that need urgent attention is counterproductive work

behaviour which is assumed to be a problem that violates significant organizational norms and threatens the wellbeing of an organization, its members, or both. Counterproductive work behaviour is an urgent concern for the organizations because it is assumed to cost organizations billions of dollars each year (Bennett & Robinson, 2000). Counterproductive work behaviour imposes numerous costs on organizations such as decreased performance (Hussain, 2014), lower levels of productivity, lost work time, higher intention to quit and stress problems for other workers (Appelbaum & Matousek, 2007).

Today organizations operate in a very competitive global environment. Given the major expense for most organizations is the cost of labor, any step that can be taken to reduce these costs will be beneficial. Therefore, increasing productivity and reducing counterproductive work behaviour are better strategies along with Person-organization fit (Silversthorne, 2000). Since well-run corporations of the world have distinctive cultures that somehow are responsible for their ability to create, implement, and maintain their world leadership positions (Schwartz and Davis, 1981), finding employees that have good fit with the organization is critical.

Person-organization fit (P-O Fit) has implications for organizations to establish and maintain a 'good fit' between the people and their jobs. Companies use a substantial amount of resources when recruiting new employees and it is crucial for them to ensure that these new hires will align with the environment they are put into. Finding the right person for the job is an important task to be filled by the achieving a higher quality of work life. Hence, person-organization fit is an important concept both for employees and employers and can be broadly defined as the compatibility between employees and the organizations. A good fit between organization and employee is important, especially when considering the impact of work-related factors such as job satisfaction, organizational commitment, employee turnover and counterproductive work behaviour which are important work outcomes for competitive advantage. Workers who fit well in their organization are more likely to experience positive work-related outcomes, such as greater job involvement (Blau, 1993), better work attitudes (Caldwell & O'Reilly, 1990), and Organizational Citizenship Behaviors.

Author α: Associate Professor, Department of Psychology, Himachal Pradesh University, Summer Hill, Shimla, India.

e-mail: anitahpu@gmail.com

Author σ: Research Scholar, Department of Psychology, Himachal Pradesh University, Summer Hill, Shimla, India.

The relationship between P-O fit and counterproductive work behaviour is not necessarily direct rather, several variables are likely to intervene and moderate the relationship. A meta-analysis suggests that the variables such as task performance, self-esteem, and agreeableness, among others, are tied to person-organization fit (Kristof-Brown, Zimmerman, & Johnson, 2005). These variables address personal characteristics and performance ability that could be related to the occurrence of counterproductive work behaviour. Furthermore, these prospective moderating variables, task performance, self-esteem, and agreeableness, refer to the degree of adequacy with which workers complete their job-related tasks, how positively or negatively they think of themselves, and the extent to which employees are pleasant and accommodating.

There is no exaggeration to say that the destiny of an organization lies in the hands of the individuals working in it (Dawley, Andrews & Bucklew, 2010). Hence person-organization fit is essential for the productivity of the organization and also for the psychological well-being of the employees. As Robbins and Judge (2009) described that organizations faces a dynamic and changing environment and requires employees who are able to readily change and move easily between teams. It is more of importance that employee's personality fits with the overall culture than with the characteristics of any specific tasks. Values are considered a primary component of an organization's culture. Values are "an

enduring belief that a specific mode of conduct or end state of existence is personally or socially preferable to an opposite or converse mode of conduct or end-state of existence". Values have a major impact on organizations. They are at the core of personal behaviour, influence the choice we make, the people we trust, the appeals we respond to, and how we invest in our time and resources. At the organizational level are viewed as a major component of organizational culture (O'Reilly & Chatman, 1996; Schein, 1991). The individual uses values to decide what course of action to follow. The management of an organization uses values to decide courses of action within the organization. It is important for the organization to make sure the employees it is hiring should have values which are congruent with that of organization's values; person should fit the job characteristics also. Hence it is important for organizations to manage person-organization fit to ensure that the organization gains the objectives, personnel goals and achieves high productivity and reduces the level of counterproductive work behaviours. Hence, the present study is aimed to explore the relationship of person-organization fit (four dimension of P-O Fit has been identified in the present research: value congruence, need supplies, demand abilities, interpersonal similarity and unique roles) with counterproductive work behaviour (two dimensions of CWB: Organizational-CWB and interpersonal-CWB has been identified). Following is the hypothesized research model of the present study.

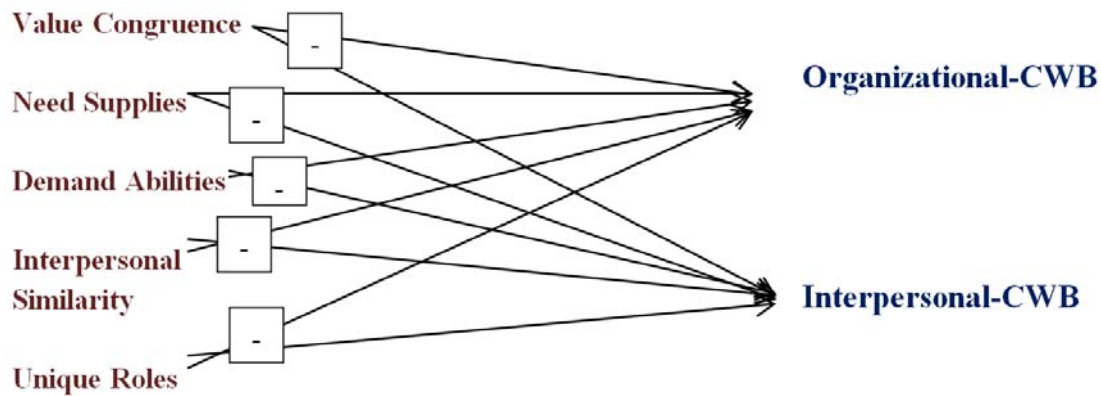


Figure 1 : Hypothesized Research model of the Present Study

II. RESEARCH METHODOLOGY

a) Sample

The population of relevance was all employees working in the manufacturing industries in Baddi, Himachal Pradesh. This excluded administrative personnel as well as human resource management department. The unit of analysis was therefore the employees related to production and their supervisor. The present study involves voluntary participation by the employees. Researcher used convenient sampling

method to collect the responses of all the participants. The size of the sample is 300 (N=300). The sample consists of 150 male participants and 150 female participants. The age of the respondents ranged between 18-58 years. In the total sample of 300 respondents, 207 respondents were married and 93 respondents were unmarried. 126 of 300 respondents were temporary employees in the companies, 114 respondents were working on contract basis in their respective companies and 60 respondents were regular employees.

b) Design

Correlational research design has been employed to see the relationship between the four dimensions of person-organization fit (value congruence, need supplies, demand abilities, interpersonal similarities and unique roles) and two dimensions of counterproductive work behaviour (organizational and interpersonal-CWB). Further, regression analysis was computed for the total sample and separately for both the genders to find out the best set of predictors of counterproductive work behaviour. t-test was also computed to find out the significance of difference on all the independent and dependent variables.

c) Tools

i. Counterproductive Work Behaviour-Checklist (CWB-C) (Spector, 2006)

Participants responded to a 45-item self-report CWB-Checklist scale developed by Spector (2006). Items asked respondents to rate the extent to which they engaged in counterproductive work behavior. Items were rated on a 5-point likert scale with 1= Never to 5= Every day. Sample items include "Purposely worked slowly when things needed to get done" and "Took supplies or tools home without permission". Cronbach alpha of 0.86 was reported for this scale.

ii. General Environment Fit Scale (Christopher Beasley, Leonard Jason & Steven Miller, 2012)

18 items scale named General Environment Fit Scale conceptualized by Christopher Beasley, Leonard Jason & Steven Miller (2012) has been used to measure person-organization fit. It is multidimensional instrument which includes subscales for conceptualization of fit which are, Value Congruence, Interpersonal Similarities, Need Supplies, Unique Role and Demand Abilities. The items ask about how well the organization you currently work in matches your values, needs, abilities and characteristics on a four point Likert scale ranging from 1=Strongly Disagree, 2=Disagree, 3= Agree, 4= Strongly Agree. Sample items includes "My personal abilities and education is a good match for the demands that my work setting places on me", "The other members of my work settings are similar to me". The authors of scale have reported excellent reliability (Cronbach Alpha .82) of General Environment Fit Scale. For the present study researcher calculated and scored each subscale separately.

III. RESULTS

Figure 2 indicates that male employee's organizational-counterproductive work behaviour significantly and negatively correlated with Value Congruence ($r=-.202^*$), Need Supplies ($r=-.241^{**}$), Interpersonal Similarities ($r=-.216^{**}$), Unique Roles ($r=-.351^{**}$) and positively with Demand Abilities ($r=.194^*$). For female employee's organizational-counter productive work

behaviour significantly and negatively correlated with Value Congruence ($r=-.161^*$), Need Supplies ($r=-.289^{**}$), Interpersonal Similarities ($r=-.403^{**}$), Unique Roles ($r=-.261^{**}$) and also with Demand Abilities ($r=-.345^{**}$). Figure 3 indicates that for interpersonal-counterproductive work behaviour, males' sample only significantly and negatively correlated with Unique Roles ($r=-.212^{**}$). For females sample, Value Congruence ($r=-.200^*$), Need Supplies ($r=-.265^{**}$), Interpersonal Similarities ($r=-.252^{**}$), Unique Roles ($r=-.198^*$) and Demand Abilities ($r=-.282^{**}$) significantly and negatively correlated with interpersonal-counterproductive work behaviour. Table 1 indicates that when independent variables were entered in regression model with organizational-counterproductive work behaviour as criterion for the total sample, Interpersonal Similarities itself accounted for 12% of variance. A significant increase of 4% was obtained in R^2 when these variables were entered along with Need Supplies accounting for 16% of the total variance.

Table 2 indicates that for the total sample, when independent variables were entered in regression model with interpersonal-counterproductive work behaviour as criterion Unique Roles accounted for 4% of variance. A significant increase of 2% was observed in R^2 when these variables were entered along with Need Supplies accounting for 6% of the total variance. Table 3 indicates that in male employees, when independent variables were entered in regression model with organization-counterproductive work behaviour as criterion, Unique Roles emerged as the best predictor accounting for 12% of variance. A significant increase of 5% in R^2 was observed when it was entered along with Need Supplies accounting for 17% variance. A significant increase of 3% was observed in R^2 when these variables were entered along with Need Supplies accounting for 20% of the total variance.

Table 4 indicates that in male employees, when independent variables were entered in regression model with interpersonal-counterproductive work behaviour as criterion, Unique Roles emerged as the only significant predictor accounting for 5% of the total variance. Table 5 indicates that in female employees, when independent variables were entered in regression model with organizational-counterproductive work behaviour as criterion, Interpersonal Similarities emerged as the best predictor accounting for 16% of variance. A significant increase of 4% in R^2 was observed when it was entered along with Demand Abilities accounting for 20% of the total variance. Table 6 indicates that when independent variables were entered in regression model with interpersonal-counterproductive work behaviour as criterion Demand Abilities emerged as the best predictor accounting for 8% of variance. A significant increase of 4% in R^2 was observed when it was entered along with Need Supplies accounting for 12% of the total variance. Table 7 indicates no significant mean difference

between male and female employees on the variables of interest of the present study.

IV. DISCUSSION

It was hypothesized that the correlation of the dimensions of person-organization fit which are value congruence, need supplies, demand abilities, interpersonal similarities and unique roles with organizational-counterproductive work behaviour and interpersonal-counterproductive work behaviour will be significantly negative. These hypothesized relationships were tested using Karl Pearson Product Moment Correlation Analysis. The findings of the present study have supported the hypothesized relationships between the variables. Consistent with the findings of the present study is conceptualization of person-organization fit by Cable and Judge (1994); employees prefer organizations where their personal characteristics are aligned with organizational attributes. When employees develop a positive perception concerning their degree of fit with the organization, their liking and communication in their organization would be high. Hence, the tendency to act negatively at workplace would be low. Specifically, as demonstrated by this study, when employees Person-Organization Fit is high, the tendency to display a counterproductive work behavior would be low. Demir, Demir & Nield (2015) study is also consistent with the findings of this study. Their findings indicated that person-organization fit has positive significant influence on job performance and organizational identification. The study also indicated that person-organization fit has significant negative influence on production deviant behaviours. Therefore when employees have good fit with their organization they are more likely to identify themselves with their organization which will also enhance their job performance. If person-organization misfit occurs then this will result in employee's engagement in production deviant behaviours, which will influence the productivity of the organization. Another study found out to be consistent with the present study was carried out by Deen & Bosley (2015) argued in their study that a high degree of correlation between personal values and organizational values, which means that increase in positive personal values count for positive increase in organizational values and this strengthens the person-organization fit. And this high person-organization fit makes employees feel more committed to their organization and are less likely to engage in counterproductive workplace behaviours and this will contribute to the development of organization.

Furthermore, it was also hypothesized that there will not be any significant mean difference between males and females with respect to dimensions of person-organization fit, organizational-counterproductive work behaviour and interpersonal-counterproductive work behaviour. The findings of the present study have

supported this hypothesis also. The possible explanation for no significant difference found between males' and females' sample lays in interpreting this finding from the labor market perspective and management perspectives. The current unemployment rate is very high reflecting a loose labor market. Hence, the most important factor among employee is to get a job and retain and secure their current position. Moreover at current, companies are more focused to increase their profit rather than sending their employees for development purposes and to experience lost man working hours. In addition, knowing that assigning of duties and matters related to development is considered as 'managerial prerogatives', employees care less on issues related to their fit with organization, their growth, development, organizational support and psychological well-being.

To conclude, empirical evidence has shown that a high level of person-organization fit is related to a number of positive outcomes; whereby, the better the person-organization fit, the greater the job satisfaction the employees experienced (Liu, B., Liu, B., & Hu, J.2010). O'Reilly, C.A., Chatman J. & Caldwell, D.F. (1991) has demonstrated that there is empirical association between person-organization fit and organizational commitment. Person-organization fit was also found to predict intention to quit and turnover (Chatman, 1991; Vancouver, 1994). There is also the tendency that employees will demonstrate a counterproductive behaviour at work place when they are not happy. In addition, when employee starts to develop negative emotions, negative affectivity, cynicism and anxiety, incidences of CWB is inevitable (Aquino, K., Galperin, B.L., & Bennett, R.J. (2004).

V. LIMITATIONS

First, the sample of this study was taken from the manufacturing industries alone in Baddi, Himachal Pradesh. Vardi and Weitz (2004) indicated that Counterproductive Work Behaviour is a universal problem and occurs in any work organization. The work nature and work environment between the service and production organizations differs. Moreover, Aryee, Budhwar, and Chen (2002) emphasized that the work nature and work environment between the public and private sector is also different. Therefore, future research should also investigate the occurrences of Counterproductive Work Behaviour in service organization for both the public and private sector. Secondly, this study is a cross-sectional in nature. In cross-sectional study, the data was collected at one point in time (Sekaran, 2003). Henle (2005) point out that employees are more likely to be tactful and covert when doing deviant acts. Such tactful and covert acts were found to be pervasive, costly and harmful to the organizations as mentioned by scholars such as Aquino, and Bennett (2004), and Vardi

and Weitz, (2004). This suggests that future Counterproductive Work Behaviour research should adopt the longitudinal study. In longitudinal study, the data will be collected over time (Sekaran, 2003). Therefore, it will provide avenues for tracking the employees work behaviour over time and to have better understanding on the impact of organizational variables, work-related variables, employees attitude and personality traits on counterproductive work behaviour. Thirdly, the sample of this study is only 300, which is very less and a study conducted on a sample of 300 respondents cannot be generalized. Data was obtained from a single geographic area Baddi, Himachal Pradesh India, which could limit the generalizability of the findings to other geographic areas.

REFERENCES RÉFÉRENCES REFERENCIAS

1. Applebaum, S. H., Shapiro, B. T. & Molson, J. (2007). Diagnosis and remedies for deviant workplace behaviors. *The Journal of American Academy of Business, Cambridge*, 9 (2), 14-20.
2. Aryee, S., Budhwar, P. S., & Chen, Z. X. (2002) Trust as a mediator of the relationship between organizational justice and work outcomes: Test of a Social Exchange Model. *Journal of Organizational Behavior*, 23(3), 267 - 285.
3. Aquino, K., Galperin, B. L., & Bennett, R. J. (2004). Social status and aggressiveness as moderator of the relationship between interactional justice and work place deviance. *Journal of Applied Psychology*, 34(5), 1001-1029.
4. Bennett, R. J., & Robinson, S. L. (2000). Development of a measure of workplace deviance. *Journal of Applied Psychology*, 85(3), 349-360.
5. Blau, P.M. (1964). *Exchange and power in social life*. New York, NY: John Wiley and Sons, Inc.
6. Borman, G. D. & Dowling, N. M. (2008). Teacher attrition and retention: a meta-analytic and narrative review of the research, *Review of Educational Research*, 78, 367-409.
7. Cable, D. M. & Judge, T. A. (1994). Person-organization fit and theory of work adjustment: Implications for satisfaction, tenure, and career success *Journal of Vocational Behavior*, 44, 32-54.
8. Cable, D.M. & Judge, T. A. (1996). Person-organization fit, job choice decisions, and organizational entry. *Organizational Behavior and Human Decision Processes*, 67(3), 294-311.
9. Cable, D. M. & Judge, T. A. (1997). Interviewers' perceptions of person-organization fit and organizational selection decisions. *Journal of Applied Psychology*, 82(4), 546-561.
10. Cable, D. M., & Edwards, J. R. (2004). Complementary and supplementary fit: A theoretical and empirical integration. *Journal of Applied Psychology*, 89(5), 822-834.
11. Caldwell, D. F. & O'Reilly, CA III (1990). Measuring person-job fit with a profile-comparison process. *Journal of Applied Psychology*, 75 (6), 648-57.
12. Christopher, B., Leonard, J. & Steven M. (2012). The general environment fit scale: A factor analysis and test of convergent construct validity.
13. Henle, C. A. (2005). Predicting workplace CWB from the interaction between organizational justice and personality. *Journal of Managerial Issues*, 17(2), 247-263.
14. Hussain M. F., Younas M. F., Ahmed A., Rizwan-ul-haq, Fahim-ul-noor & Yameen H. (2014). Psychological contract breach and work place deviance: moderating. *Interdisciplinary Journal of Contemporary Research in Business*, 3(1), 574-586.
15. Hoffman, J. B. & Woehr, J.D. (2006). A quantitative review of the relationship between person-organization Fit and behavioral outcomes. *Journal of Vocational Behavior*, 68, 389-399.
16. Kristof-Brown, A.L., Zimmerman, R.D., & Johnson, E.C. (2005). Consequences of individuals' fit at work: A meta-analysis of person-job, person-organization, person-group, and person-supervisor fit. *Personnel Psychology*, 58, 281-342.
17. Kristof, A.L. (1996). Person-organization fit: An integrative review of its conceptualizations, measurements, and implications, *Personnel Psychology*, 49, 23-29.
18. Kristof-Brown, A.L. (2000). Perceived applicant fit: Distinguishing between recruiters' perceptions of person-job and person-organization fit. *Personnel Psychology*, 53(3), 643-671.
19. Liu, B., Liu, B., & Hu, J. (2010). Person-organization fit, job satisfaction and turnover intention: An empirical study in the Chinese Public Sector. *Social Behavior and Personality*, 38(8), 615-626.
20. Mahmut Demir, Sirvan Sen Demir & Kevin Nield (2015). The relationship between person-organization fit, organizational identification and work outcomes. *Journal of Business Economics and Management* 16 (2), 369-386.
21. O'Reilly, C. A., Chatman J. & Caldwell, D.F. (1991). People and organizational culture: A profile comparison approach to assessing person-organization fit. *Academy of Management Journal*, 34, 487-516.
22. O'Reilly, C.A. & Chatman, J. (1986). Organizational commitment and psychological attachment: The effects of compliance, identification, and internalization on prosocial behavior. *Journal of Applied Psychology*, 71, 492-499.
23. Penney, L. M., & Spector, P. E. (2002). Narcissism and counterproductive work behavior: Do bigger egos mean bigger problems? *International Journal of Selection and Assessment*, 10(1-2), 126-134.
24. S. Jailap Deen & Ashok Bosley (2015). The effect of congruence between perceived personal and organizational values on organizational commitment

in a construction equipment manufacturing industries. *International Journal in Management and Social Science* 3(3), 632-638.

25. Schwartz, S.H. (1981). Are there universal aspects in the content and structure of values? *Journal of Social Issues*, 50, 19-45.

26. Schwartz, S.H. (1999). Cultural value differences: Some implications for work. *Applied Psychology: An International Journal*, 48, 23-47.

27. Sekaran, U. (2003). *Research Methods for Business*. (4th Ed.). John Wiley & Sons Ltd.

28. Shafer, W.E. (2002). Ethical pressure, organizational-professional conflict and related work outcomes among management accountants, *Journal of Business Ethics*, 38, 263-275.

29. Sharplin, E. O'Neill, & M. Chapman, A. (2011). Coping strategies for adaptation to new teacher appointments: intervention for retention, *Teaching and Teacher Education*, 27,136-146.

30. Spector, P. E (2006). The dimensionality of counter productivity: Are all counterproductive behaviors created equal? *Journal of Vocational Behavior*, 68 (3), 446-460.

31. Vardi, Y. & Weitz, E. (2004). *Misbehaviour in organization*. Theory, research & management. London: Lawrence Erlbaum Associates.

32. Vardi, Y. & Wiener, Y. (1996). Misbehavior in organizations: A Motivational framework. *Organization Science*. 7 (2), 151-165.

33. Vancouver J. B, Millsap R.E, Peters P. A. (1994). Multilevel analysis of organizational goal congruence. *Journal of Applied Psychology*, 79, 666-79.

Table 1 : Step-wise Regression Analysis for the Total Sample: Predictors of Organizational Counterproductive Work Behaviour (N=300)

Sr. No.	Predictor	R	Beta Weight	R ²	R ² Change	F Change
1	Interpersonal Similarities	.344	-.344	.118	.118 (12%)	39.879
2	Unique Roles	.403	-.214	.162	.044 (4%)	15.719

Table 2 : Step-wise Regression Analysis for the Total Sample: Predictors of Interpersonal Counterproductive Work Behaviour (N=300)

Sr. No.	Predictor	R	Beta Weight	R ²	R ² Change	F Change
1	Unique Roles	.193	-.193	.037	.037 (4%)	11.509
2	Value Congruence	.233	-.131	.054	.017 (2%)	5.301

Table 3 : Step-wise Regression Analysis for Males' Sample: Predictors of Organizational Counterproductive Work Behaviour (N=150)

Sr. No.	Predictor	R	Beta Weight	R ²	R ² Change	F Change
1	Unique Roles	.351	-.351	.124	.124 (13%)	44.430
2	Need Supplies	.413	-.218	.171	.047 (5%)	8.360
3	Interpersonal Similarities	.445	.170	.198	.027 (3%)	4.921

Table 4 : Step-wise Regression Analysis for the Males' Sample: Predictor of Interpersonal Counterproductive Work Behaviour (N=150)

Sr. No.	Predictor	R	Beta Weight	R ²	R ² Change	F Change
1	Unique Roles	.212	-.212	.045	.045 (5%)	6.990

Table 5 : Step-wise Regression Analysis for Females' Sample: Predictors of Organizational Counterproductive Work Behaviour (N=150)

Sr.No.	Predictor	R	Beta Weight	R ²	R ² Change	F Change
1	Interpersonal Similarities	.403	-.403	.163	.163 (16%)	28.720
2	Demand Abilities	.449	-.200	.202	.039 (4%)	7.196

Table 6 : Step-wise Regression Analysis for Females' Sample Predictor of Interpersonal Counterproductive Work Behaviour (N=150)

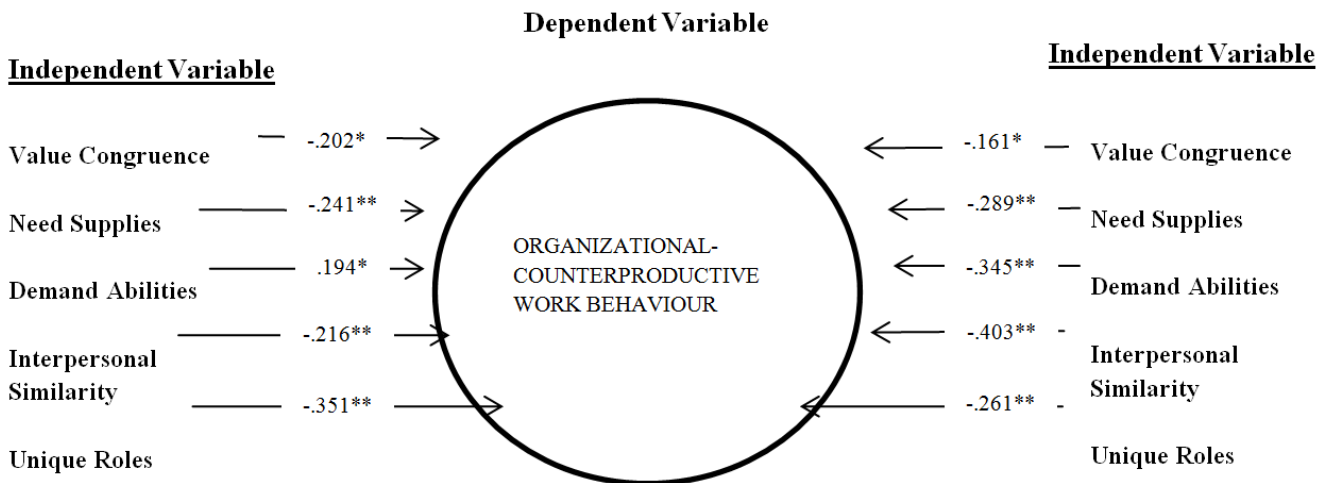
Sr. No.	Predictor	R	Beta Weight	R ²	R ² Change	F Change
1	Demand Abilities	.282	-.282	.080	.080 (8%)	12.826
2	Need Supplies	.341	-.191	.116	.036 (4%)	6.029

Table 7 : Comparative Analysis between Males' and Females' Sample on variables of interest in the present study (N= 150 each)

Variables	Mean		Std. D.		Std. E.D.	t-ratio	Level of sig.
	M	F	M	F			
Value Congruence	11.45	11.53	.799	.757	.090	-.816	N.S.
Need Supplies	11.83	11.88	.868	1.093	.114	-.469	N.S.
Demand Abilities	12.37	12.96	2.245	1.828	.236	-2.482	N.S.
Interpersonal Similarities	12.78	12.75	1.117	1.679	.165	.162	N.S.
Unique Role	13.30	13.03	1.098	1.170	.131	2.087	N.S.
Organizational-CWB	48.93	47.67	11.894	18.975	1.83	2.330	N.S.
Interpersonal-CWB	49.34	47.01	14.088	17.878	.186	1.255	N.S.

Males (N=150)

Females (N=150)

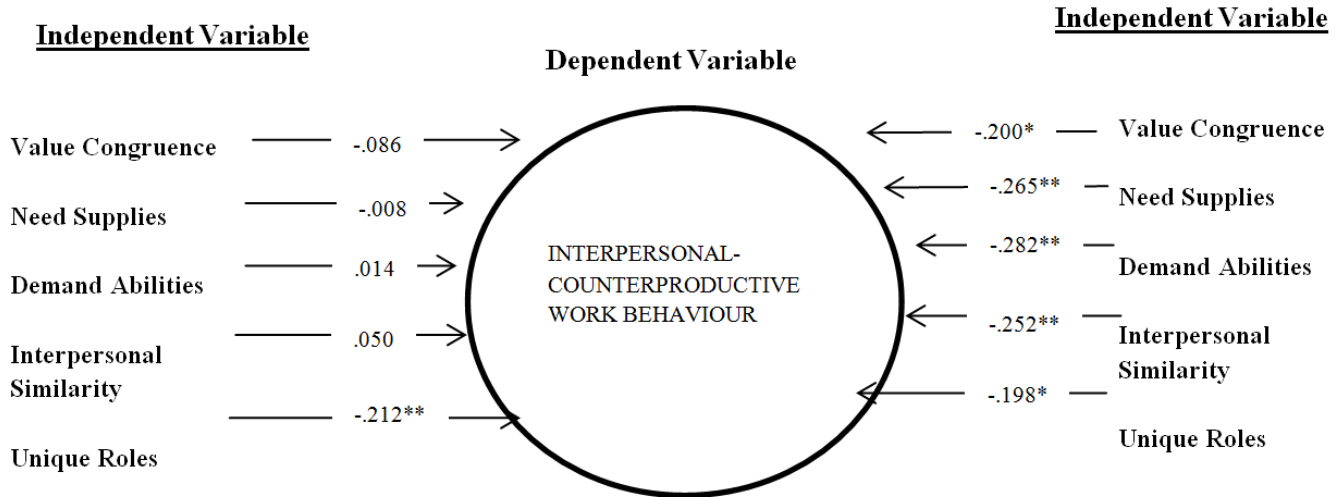


Note: **p<.01, *p<.05

Figure 2 : Inter-correlation between independent and dependent variable: Organizational- Counterproductive Work Behaviour for both the Genders (Males & Females, 150 each)

Males (N=150)

Females (N=150)



Note: **p<.01, *p<.05.

Figure 3 : Inter-correlation between independent and dependent variable: Interpersonal-Counterproductive Work Behaviour for both the Genders (Males & Females, 150 each)

