



GLOBAL JOURNAL OF RESEARCHES IN ENGINEERING: F
ELECTRICAL AND ELECTRONICS ENGINEERING
Volume 19 Issue 4 Version 1.0 Year 2019
Type: Double Blind Peer Reviewed International Research Journal
Publisher: Global Journals
Online ISSN: 2249-4596 & Print ISSN: 0975-5861

Model on Optimizing Primary Spectrum Allocation using Cognitive Radio

By Omorogiuwa, O. S. & Nwukor, F. N

University of Benin

Abstract- This paper presents Model on optimizing primary spectrum allocation using cognitive radio. A theoretic dynamic spectrum access algorithm that improves upon on a hedonic coalition formation algorithm for spectrum sensing and access for frequency modulation radio spectrum is presented. The modified algorithm is tailored to eliminate interference, faster convergence and makes use of a simultaneous multi-channel sensing and access technique. Results to demonstrate the performance improvements of the adapted algorithm are presented and the use of different decision rules are investigated revealing that primary spectrum can be used without interference with the secondary user. The algorithm that was developed could be a key for prospect primary spectrum networks to be used.

Keywords: *cognitive radio (CR), spectrum, secondary users (SUS), primary users (PUS).*

GJRE-F Classification: FOR Code: 290901



Strictly as per the compliance and regulations of:



© 2019. Omorogiuwa, O. S. & Nwukor, F. N. This is a research/review paper, distributed under the terms of the Creative Commons Attribution-Noncommercial 3.0 Unported License (<http://creativecommons.org/licenses/by-nc/3.0/>), permitting all non commercial use, distribution, and reproduction in any medium, provided the original work is properly cited.

Model on Optimizing Primary Spectrum Allocation using Cognitive Radio

Omorogiuwa, O. S.^α & Nwukor, F. N.^σ

Abstract- This paper presents Model on optimizing primary spectrum allocation using cognitive radio. A theoretic dynamic spectrum access algorithm that improves upon on a hedonic coalition formation algorithm for spectrum sensing and access for frequency modulation radio spectrum is presented. The modified algorithm is tailored to eliminate interference, faster convergence and makes use of a simultaneous multi-channel sensing and access technique. Results to demonstrate the performance improvements of the adapted algorithm are presented and the use of different decision rules are investigated revealing that primary spectrum can be used without interference with the secondary user. The algorithm that was developed could be a key for prospect primary spectrum networks to be used.

Keywords: cognitive radio (CR), spectrum, secondary users (SUS), primary users (PUS).

I. INTRODUCTION

The Smart Devices (SD), which are also referred to as Internet of Things (IoT) are increasing every day and are gaining focus because most organisations and individuals are using the device. Internet of Things refers to billions of physical machines around the globe that are linked to the internet, assembling and sharing data (Nidhi and Rajeev, 2019). Any physical entity can be transformed into an Internet of things machines if it can be linked to the Internet/Ethernet and controlled (Hsu *et al*, 2016).

As of 2016, the prediction of the Internet of things has advanced due to a convergence of numerous technologies, as well as wireless communication, real-time analytics, machine learning, product sensors, and embedded systems. The acceptance of Radio Frequency Identification (RFID) tags (low power chips that can communicate wirelessly) resolved some of this concern. The accessibility of broadband internet, cellular and wireless networking also helps in facilitating the growth of Internet of Things (Hus *et al*, 2016). Internet of Things also finds application in checking electric grid, telecommunication at real time, and help to encourage healthy living by use of consumer machines such as linked scales or wearable heart check (Hus *et al*, 2016; Kang *et al*, 2017).

Author α: Department of Electrical and Electronics Engineering, University of Benin, Benin City, Nigeria. e-mail: sam@uniben.edu

Author σ: Petroleum Training Institute, Effurun, Delta State, Nigeria. e-mail: francesnkem@gmail.com

With the advancement in communication technology, the IoT machines have introduced a new class of low-power short-range wireless machines that uses radio spectrum for the switching of information (Asghar *et al*, 2015). The requirement for these machines are creating irresistible demand on the radio spectrum (secondary licensing) (Asghar *et al*, 2015); thereby causing shortage of frequency. Other wireless machines that use secondary spectrum have been facing interference (Otermat *et al*, 2015; Singh *et al*, 2014), since some range of spectrum are free (secondary spectrum), any user can use any spectrum that he/she assume is good for his/her machine not considering other users (Stankovic, 2014).

The number of Internet of Things machines is predicted to reach 200 billion by the year 2020 (Asghar *et al*, 2015; Stankovic, 2014). This rapid growth of internet of things machines are introducing high demand for the switching of information. Hence with the new discovery, it also brings the crisis; communication field frequency insufficiency which is at the present becoming extremely a main crisis as man discovers appliances every day.

To compensate this extraneous demand for radio spectrum, each application have need for spectrum to function, but with limited amount of frequency obtainable for proper throughput communication (secondary spectrum) (Asghar *et al*, 2015). As a result of this, Primary spectrum need to be analysed in order to locate any vacant spectrum that IoT machines need to utilise, to solve the shortage of radio frequency and throughput.

Cognitive radio (CR) device have been proven using a novel method to identify free and used radio spectrum. If IoT machines will be able to regulate their machines parameters, such as transmit (broadcast) power and frequency, in order to optimize their throughput at the same time minimizing intrusion to the primary spectrum license user, with the help of cognitive radio. We can predict the spectrum hole and use the free spectrum (Otermat *et al*, 2016).

This study will have a significant impact on spectrum allocation to secondary user, method that will use the underutilised spectrum in the primary spectrum through a novel use of CR.

To communicate between IoT devices over a 2.4/5GHz radio frequency it becomes problematic when other nearby devices are using that frequency (Dawid, 2017). Tan and Wang, (2010) proposed a variant of the Open Systems Interconnection (OSI) model for the IoT architecture. The first layer is splitted between Existed Alone Application System Layer and Edge Technology Layer/Access Layer. The second, third, fourth, and fifth layers are Backbone Network Layer, Coordination Layer, Middleware Layer, and Application Layer, respectively. Each of these different layers possesses its own enabling technology.

According to Experts, 30 billion connected devices will exist by 2020, these many devices competing for wireless spectrum will cause severe congestion (Zhang *et al*, 2012). Alleviating spectrum congestion is the primary reason for incorporating CR in IoT.

One of the most revolutionary applications of CR is addressing spectrum scarcity in wireless communications. The spectrum is scarce primarily because of the way it is licensed. CR provides the technical framework for spectrum sharing of the underutilised spectrum (Hassanieh *et al*, 2014; Haykin, 2015), the underutilised spectrum for use by CIoT devices will be key to the future success of ever increasing IoT networks.

Review of the spectrum scarcity research was conducted to prove that spectrum scarcity is indeed a pseudo situation (Omorogiuwa and omozusi, 2018). It is pseudo in the sense that the spectrum remains idle or vacant majority of the time. However, it cannot be utilised by anyone but the primary license holder.

This study focused on developing FM frequency allocation to secondary user without interference.

II. METHOD

a) Algorithm Model

i. System Architecture

There are two types of network architectures in the FM spectrum system: the allocated spectrum and the unallocated spectrum, as we know, the entire spectrum is made up of a number of channels. There are FM spectrum channel in total which can be represented as M and there are allocated FM which can be represented as K and there are unallocated FM spectrum which can be represented as L ; with set PUs $K \in \{1, \dots, K\}$ and SUs as $L \in \{1, \dots, L\}$. the PU operational in different channel can either be 1 or 0 which denote PU_i $i \in K$ and the bitrates of such a channel can be represented as B_i which for kwon is not relevant in this model, Figure 1 represent M spectrum $= K + L$, which can be denoted as $M = 100$ Channel, if $K = 12$, that means L (unallocated) $= 100 - 12 = 88$ channel.

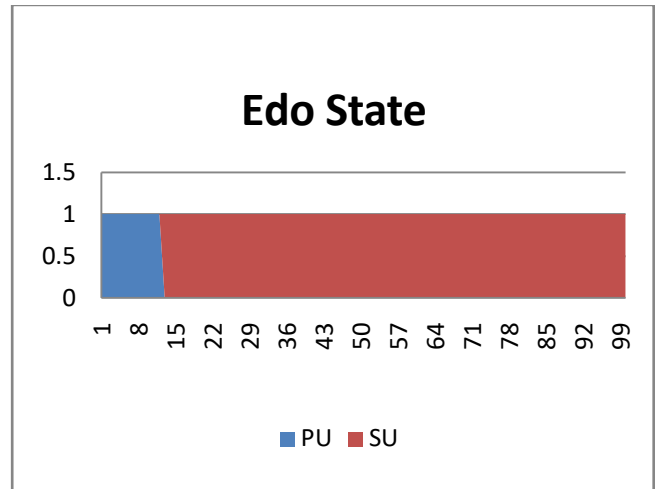


Figure 1: Denote the total number of FM stations

b) Channel Occupancy Model

A model is used to represent the status of each channel as discussed in System Architecture, in which there is intermittent channel switching between unallocated idle and unallocated busy, to avoid interference with the PUs allocated and to track the spectrum before transmission, The SUs perform spectrum sensing, this is necessary because the SUs are using the free spectrum of PUs and that means each SUs can be represented by SU_j $j \in L$. for a SU can access one frequency of the M channels where it is 0. If PU_i is 1 in the spectrum of interest i , $i \in K$ is denote by $H1i$; if PU_i is absent, this dente by $H0i$, but this assumption will not be since, if the FM station allocated are made constant, that means the model will improve to SU_i ; which means when SU is busy, it will denote $H1i$ and when is idle, it will be $SU0i$. This assumption was made that every user is entitled to only one transceiver operating in half duplex; it is required of the SU to have spectrum nimbleness with embedded dynamic frequency selection. The likelihood of the SU_i being active is connoted as $SU1i$; the likelihood of it being inactive is connoted as $SU0i$; that shows $SUH1i + SUH0i = 1$, Figure 2 shows the chain representation of the model.

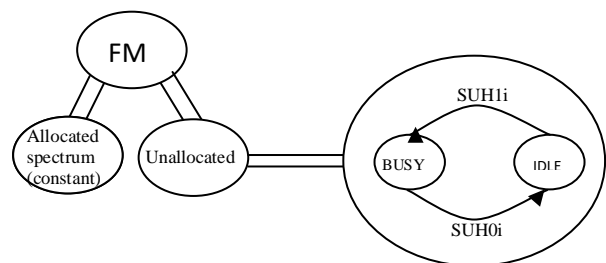


Figure 2: Show the chain representation of the develop

From Figure 2 there are some probability discretions in regarding the resolution of active (busy) and inactive (idle).

First system probability discretion, that channel i is idle and P_{U_i} is constant, true negative, which means the probability $P_{0/i} = P_{H_{0i}}(1 - P_{f,i})$

Second system determination that the channel S_{U_i} is occupied and P_{U_i} remains constant that is a false positive occurring with a probability $P_{1/i} = P_{H_{1i}}, P_{f,i}$.

Third system determination that channel P_{U_i} is dormant while S_{U_i} is functional, that is false negative occurring with a probability $P_{0/i} = P_{H_{1i}}(1 - P_{f,i})$

Fourth system determination that channel P_{U_i} is active as S_{U_i} (means all unallocated FM station) is active that means a true positive occurring with a probability $P_{1/i} = P_{H_{1i}}, P_{f,i}$

As indicated, the algorithm presented in Channel Occupancy Model shows notable improvements in the alliance formation algorithm which forms the basis of the alliance. The model convergence time is quicker in decision making. This comes as a result of putting PU as constant, while multiple SUs are allowed to sense channel more than one time. Both the processes of channel sensing and access can be performed by Multiple SUs at a time, while the same channels in the PU (constant) spectrum are not sensed or accessed. The outcome thus is that there is no discord or interference of PU in the network.

Code

This code was used to display the graph using the simulation.

```

SP:
val_F=Data
IF Data<100 then
R_val=100 - Data
Else
R_val = 100
Goto sp:
End
    
```

III. PERFORMANCE

a) Simulation parameters

The FM frequency spectrum range contains the network nodes distributed in it. The algorithm was used to compare PU and SU for access and dynamic spectrum sensing. The average utility of SUs in the spectrum used for comparison was the main matrix and this average utility of SUs depends on the constant (PU) value in each State. Simulation parameters of different states as shown in Table 2 this was used to vary and decide the resulting outcome on average spectrum SU utility. Table 1 shows the parameters of the default simulation that was used and the results are shown in Figures 3 to 9.

Table 1: Simulation Parameters

Parameter	Description	Value
M	Number of channels	100
K	Number of primary users	Depends on the state
L	Number of secondary users	Depends on the state
$P_{H_{1,i}}$	Probability of PU active	Constant
$P_{H_{1,i}}$	Probability of SU active	Varies
$P_{H_{0,i}}$	Probability of SU inactive	Varies

Table 2: FM radio stations and their percentage utilisation

S/N	State	FM Stations	$S_{Unallocated}$ MHz	Percentage Underutilisation
1	Abia	10	18	90
2	Adamawa	6	18.8	94
3	Akwa Ibom	8	18.4	92
4	Anambra	19	16.2	81
5	Bauchi	4	19.2	96
6	Bayelsa	6	18.8	94

7	Benue	7	18.6	93
8	Borno	6	18.8	94
9	Cross River	7	18.6	93
10	Delta	14	17.2	86
11	Ebonyi	2	19.6	98
12	Edo	10	18	90
13	Ekiti	4	19.2	96
14	Enugu	13	17.4	87
15	Gombe	6	18.8	94
16	Imo	11	17.8	89
17	Jigawa	8	18.4	92
18	Kaduna	19	16.2	81
19	Kano	21	15.8	79
20	Katsina	4	19.2	96
21	Kebbi	3	19.4	97
22	Kogi	5	19	95
23	Kwara	9	18.2	91
24	Lagos	36	12.8	64
25	Nasarawa	8	18.4	92
26	Niger	7	18.6	93
27	Ogun	17	16.6	83
28	Ondo	15	17	85
29	Osun	10	18	90
30	Oyo	29	14.2	71
31	Plateau	11	17.8	89
32	Rivers	18	16.4	82
33	Sokoto	6	18.8	94
34	Taraba	4	19.2	96
35	Yobe	1	19.8	99
36	Zamfara	1	19.8	99
37	FCT	29	14.2	71

Source: Omorogiwa and Nwukor

Each state in the Country has an average of 5-12 FM radio stations. Since there are 100 possible radio channels that could be occupied at any given location (latitude and longitude coordinate), that show the FM radio channels in Nigeria is 89% underutilised.

network were generated with the assumption as discussed in Algorithm Model and Channel Occupancy Model and the colour of the node as shown in Figures 3 to 9

b) Alliance formation

The number of channels available determines the number of alliance available to join each channel. To aid visualization of the alliances, charts were drawn to show the total FM spectrum. SUs and PUs in the

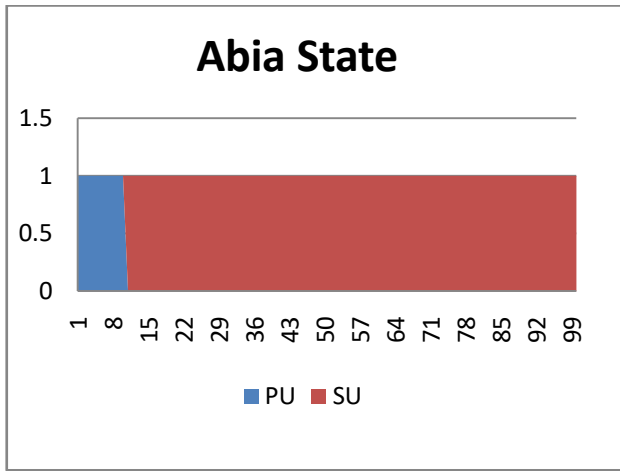


Figure 3: Network representation of Abia State total FM spectrum, PU and SU representation

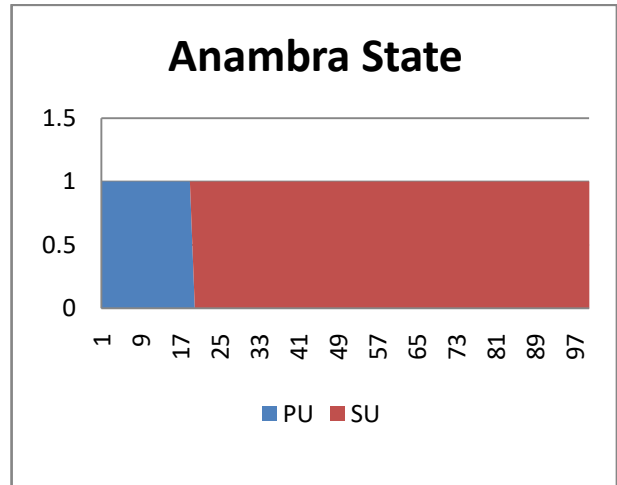


Figure 6: Network representation of Anambra State total FM spectrum, PU and SU representation

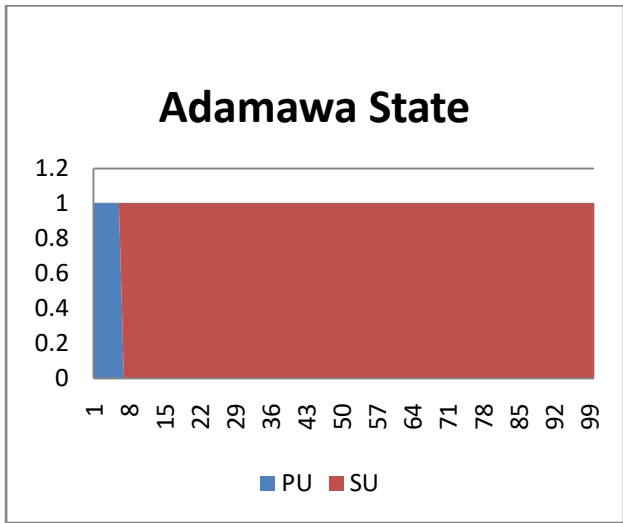


Figure 4: Network representation of Adamawa State total FM spectrum, PU and SU representation

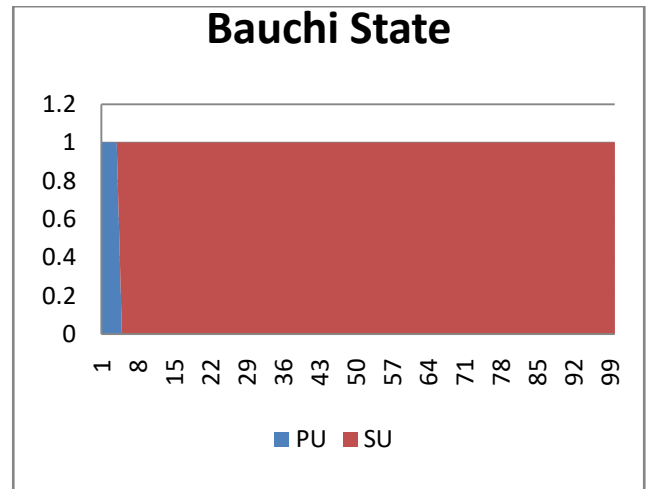


Figure 6: Network representation of Bauchi State total FM spectrum, PU and SU representation

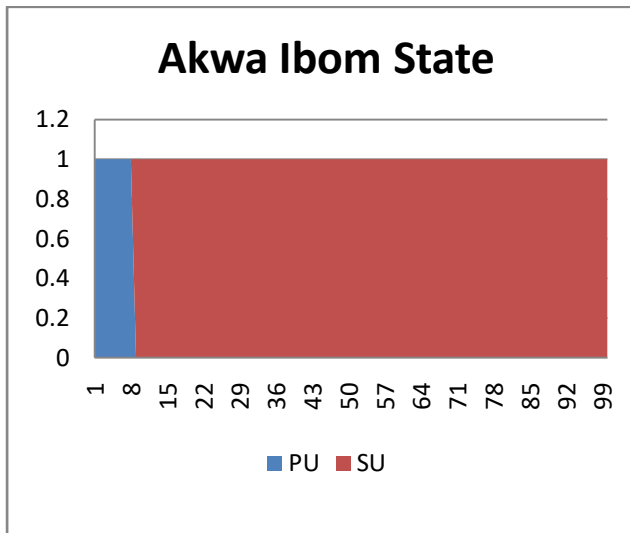


Figure 5: Network representation of Akwa Ibom State total FM spectrum, PU and SU representation

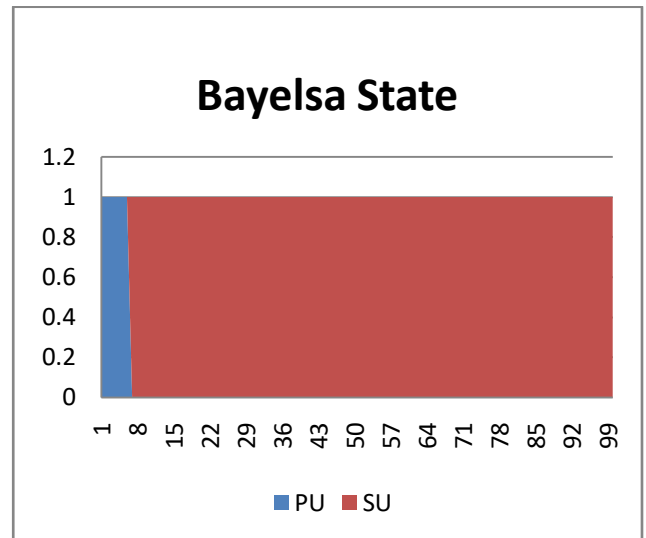


Figure 8: Network representation of Bayelsa State total FM spectrum, PU and SU representation

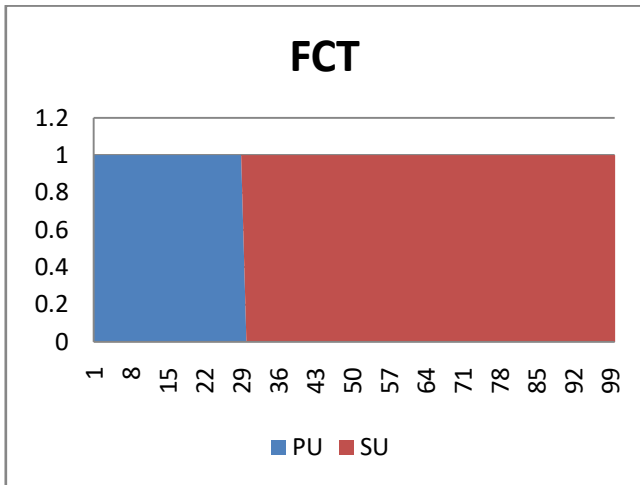


Figure 9: Network representation of Federal capital territory Nigeria total FM spectrum, PU and SU representation.

From the chart that was shown in Figure 3-9, First system decision that channel i is idle and PU_i is constant, true negative, which means the probability $P0/O_i = PH0i(1 - Pf,i)$ as described in Channel Occupancy Model was use to formulated the results in Figures 3 – 9. It was an indicator that there is free spectrum in the FM station. This indicates how many SUs and PUs are in each alliance. The organisations of PUs and SUs across the alliances are what the spectrum sensing and access algorithm seeks to optimize, in reflecting the average utility of the spectrum.

Second system determination that the channel SU_i is occupied and PU_i remains constant that is a false positive occurring with a probability $P1/O_i = PH1i,Pfj$, using Abia, Adamawa, Delta State. The assumptions are represented in Figures 10 to 12.

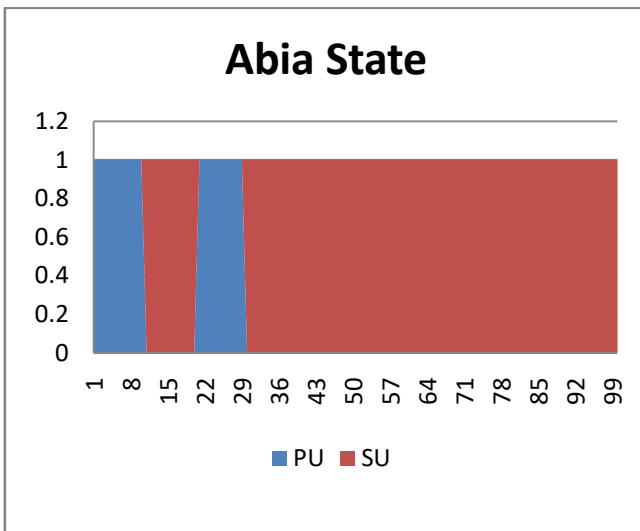


Figure 10: Network representation of Abia State total FM spectrum, PU and SU representation

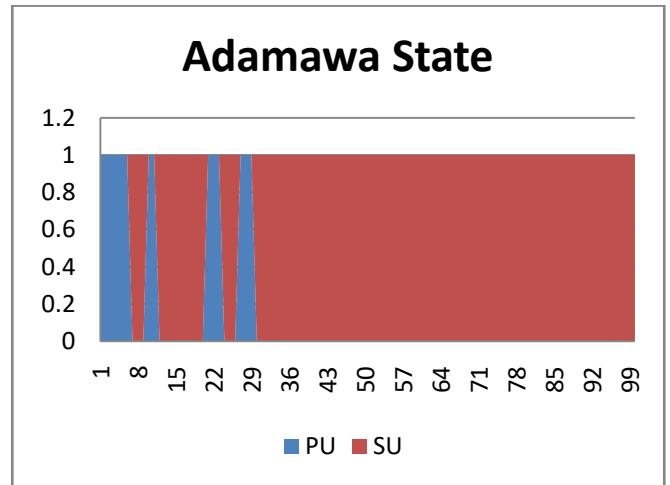


Figure 11: Network representation of Adamawa State total FM spectrum, PU and SU representation

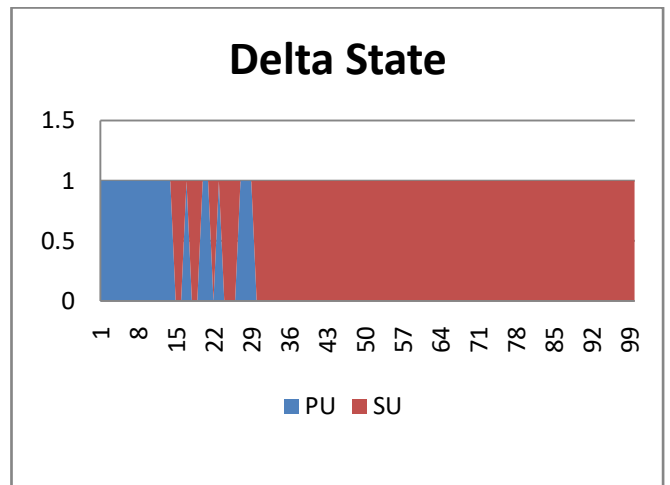


Figure 12: Network representation of Delta State total FM spectrum, PU and SU representation

From the chart in Figures 10 – 12, it was shown that if any spectrums from the secondary user are allocated it becomes constant that means the spectrum cannot be reallocated to any user.

IV. CONCLUSION

In this paper, better approaches of spectrum sharing were obtained and analysis was done. Algorithm model with channel occupancy model for multi-channel dynamic access was presented. The details of a collaborative spectrum sharing technique were presented from an analytical perspective and an adapted algorithm for fast convergence in a hedonic coalition technique was soon. From the technique shown, if compared with other model, that put the primary license holder as parity 1 and secondary user as parity 2, the system will use time to scan if parity 1 is available or when using the spectrum, when parity 1 is

active (primary user), the secondary user will disconnect, which will lead to loss of packet. But the performance of the model can operate in the primary user spectrum and secondary user spectrum without causing interference to the primary spectrum. It will be better if NCC approve this model because if implemented, it will protect the primary license holder and will also protect the secondary user.

REFERENCES RÉFÉRENCES REFERENCIAS

1. Asghar M. H., A. Negi and N. Mohammadzadeh, (2015) "Principle Application and Vision in Internet of Things (IoT), *International Conference on Computing, Communication and Automation (ICCCA2015)*, Uttar Pradesh.
2. Dawid Sibiński (2017) WiFi and Bluetooth interference – diagnosing and fixing publisher *Dawid's blog*.
3. Hassanieh H., L. Shi, O. Abari, E. Hamed, and D. Katabi Ghz-wide (2014), Sensing and decoding using the sparse fourier transform. *In INFOCOM, 2014 Proceedings IEEE*, 2256–2264.
4. Haykin S., (2005) "Cognitive Radio: Brain-Empowered Wireless Communications," *IEEE Journal on Selected Areas in Communications*, 20 (2) 201-220.
5. Hsu, Chin-Lung; Lin, Judy Chuan-Chuan, (2016) "An empirical examination of consumer adoption of Internet of Things services: Network externalities and concern for information privacy perspectives" . *Computers in Human Behavior*. (62): 516– 527. doi:10.1016/j.chb.2016.04.023.
6. Kang, Won Min; Moon, Seo Yeon; Park, Jong Hyuk (2017). An enhanced security framework for home appliances in smart home. *Human-centric Computing and Information Sciences*. 7 (6). doi:10.1186/s13673-017-0087-4.
7. Omorogiuwa, O. S and Omozusi E. J., (2018) Monitoring of Spectrum Usage and Signal Identification Using Cognitive Radio, *ICTCS Telecommunication and Communication Science*.
8. Omorogiuwa O. S and Nwukor, F. N. 2019, Analysis of Radio Frequency (87.5 – 108 MHz) For Short Range Low Power Smart Device Utilization, ATBU, Journal of Science, Technology & Education (JOSTE). Pp 45-45.
9. Otermat D. T., I. Kostanic and C. E. Otero (2016), Analysis of the FM Radio Spectrum for Secondary Licensing of Low-Power Short-Range Cognitive Internet of Things Devices, *IEEE Access*, 99: 11-19.
10. Otermat Derek T., Carlos E. Otero, Ivica Kostanic. (2015) "Analysis of the FM radio spectrum for Internet of Things opportunistic access via Cognitive Radio", *IEEE 2nd Globe Forum on Internet of Things (WF-IoT)*.
11. Singh D., G. Tripathi and A. J. Jara, (2014), "A survey of Internet-of-Things: Future Vision, Architecture, Challenges and Services," *in IEEE Globe Forum on Internet of Things (WF-IoT)*, Seoul.
12. Stankovic J. A., (2014), "Research Directions for the Internet of Things," *IEEE Internet of Things Journal*, vol. 1(1), 3-9.
13. Tan L. and N. Wang, (2010) "Future Internet: The Internet of Things," *Advanced Computer Theory and Engineering (ICACTE)*, Chengdu.
14. Zhang Y., R. Yu, M. Nekovee, L. Y and S. G. S. Xie, (2012) "Cognitive Machine-to Machine Communications: Visions and Potentials for the Smart Grid," *IEEE Network Journal*, pp. 6-13.
15. Nidhi Sharma and Rajeev mohan Sharma 2019, 5G IGI Global.