



GLOBAL JOURNAL OF SCIENCE FRONTIER RESEARCH: A
PHYSICS AND SPACE SCIENCE
Volume 16 Issue 2 Version 1.0 Year 2016
Type : Double Blind Peer Reviewed International Research Journal
Publisher: Global Journals Inc. (USA)
Online ISSN: 2249-4626 & Print ISSN: 0975-5896

On Asteroid Engineering

By Olaf Lechtenfeld

Leibniz University Hannover, Germany

Abstract- I pose the question of maximal Newtonian surface gravity on a homogeneous body of a given mass and volume but with variable shape. In other words, given an amount of malleable material of uniform density, how should one shape it in order for a microscopic creature on its surface to experience the largest possible weight? After evaluating the weight on an arbitrary cylinder, at the axis and at the equator and comparing it to that on a spherical ball, I solve the variational problem to obtain the shape which optimizes the surface gravity in some location. The boundary curve of the corresponding solid of revolution is given by $(x^2 + z^2)^3 - (4z)^2 = 0$ or $r(\theta) = 2\sqrt{\cos \theta}$, and the maximal weight (at $x = z = 0$) exceeds that on a solid sphere by a factor of $35\sqrt{3}/5$, which is an increment of 2.6%. Finally, the values and the achievable maxima are computed for three other families of shapes.

GJSFR-A Classification : FOR Code: 020109



Strictly as per the compliance and regulations of :



On Asteroid Engineering

Olaf Lechtenfeld

Abstract- I pose the question of maximal Newtonian surface gravity on a homogeneous body of a given mass and volume but with variable shape. In other words, given an amount of malleable material of uniform density, how should one shape it in order for a microscopic creature on its surface to experience the largest possible weight? After evaluating the weight on an arbitrary cylinder, at the axis and at the equator and comparing it to that on a spherical ball, I solve the variational problem to obtain the shape which optimizes the surface gravity in some location. The boundary curve of the corresponding solid of revolution is given by $(x^2 + z^2)^3 - (4z)^2 = 0$ or $r(\theta) = 2\sqrt{\cos \theta}$, and the maximal weight (at $x = z = 0$) exceeds that on a solid sphere by a factor of $\frac{3}{5}\sqrt[3]{5}$, which is an increment of 2.6%. Finally, the values and the achievable maxima are computed for three other families of shapes.

1. INTRODUCTION

In the spring of 1996 I was visiting the City College of New York for a month, in order to pursue a research project with Stuart Samuel, who was a professor at City University of New York at the time, and to run in the 100th Boston marathon. Several evenings and part of weekends I'd spend with our mutual friend Pascal Gharemani, a tennis coach and instructor at Trinity School (a private high school on West 91st Street in Manhattan). Typically we would go dining, visit places or fly kites. Pascal had an Iranian background but grew up in Versailles near Paris before moving to the US. My wife and I had come to know him during my postdoc years at City College (1987–90), when we would meet weekly at various restaurants in the Columbia University neighborhood for an evening of French conversation. He was important for our socialization in Manhattan and had grown into a good friend. Pascal was a very curious individual, with a great sense of humor and always ready to engage in discussions about *savoir vivre*, philosophy, and the natural sciences. Regarding the latter, he regularly pondered phenomena and questions which involved physics. Lacking a formal science training, he would go to great lengths and try his physicist friends for explanations.

So one evening in 1996 he shared his musings about the gravitational force of a long and homogeneous rod, as it is felt by a (say, minuscule) creature crawling on its surface. Clearly, the mass points in its neighborhood are mainly responsible for creating the force. On one hand, at the end of the rod, the nearby mass is fewer than elsewhere, but it is all pulling roughly

in the same direction. On the other hand, around the middle part of the rod, twice as much mass points are located near the creature, yet their gravitational forces point to almost opposing directions and hence tend to cancel each other out. So which location gives more weight to the mini-bug? Where along the rod is its surface gravity largest?

This was a typical 'Pascal question', and my immediate response was: "That's an easy one. Let me just compute it." Well, easier said than done. For the mid-rod position the resulting integrals were too tough to perform on the back of an envelope. To simplify my life, I persuaded Pascal to modify the problem. Let us vary not the position of the bug but the geometry of its planet: keep the bug sitting on the top of a cylinder, and compare a long rod with a slim disk of the same volume and mass. Then it was not too hard to calculate the surface gravity as a function of the ratio of the cylinder's diameter to its length. To our surprise, in a narrow window of this parameter the weight of the bug exceeds the value for a spherical ball made from the same material. This finding inspired us to generalize the question to another level: Given a bunch of homogeneous material (fixed volume and density, hence total mass), for which shape is the gravitational force somewhere on its surface maximized? Thus, the idea of "asteroid engineering" was born.

After solving the problem and comparing the result with a few other geometries, I put the calculations aside and forgot about them. Four years later, when teaching Mathematical Methods for physics freshmen, I was looking for a good student exercise in variational calculus. Coming across my notes from 1996, I realized they can be turned into an unorthodox, charming and slightly challenging homework problem. And so I did, posing the challenge in the summer of 2000 [1] and again in 2009 [2], admittedly with mixed success.¹ But let the reader decide!

Author: Institut für Theoretische Physik and Riemann Center for Geometry and Physics, Leibniz Universität Hannover, Appelstraße 2, 30167 Hannover, Germany. e-mail: olaf.lechtenfeld@itp.uni-hannover.de

¹ In 2002, the problem also occurred in a physics quizz page [3] and later in the textbook [4]. For a similar recent treatment, see [5].

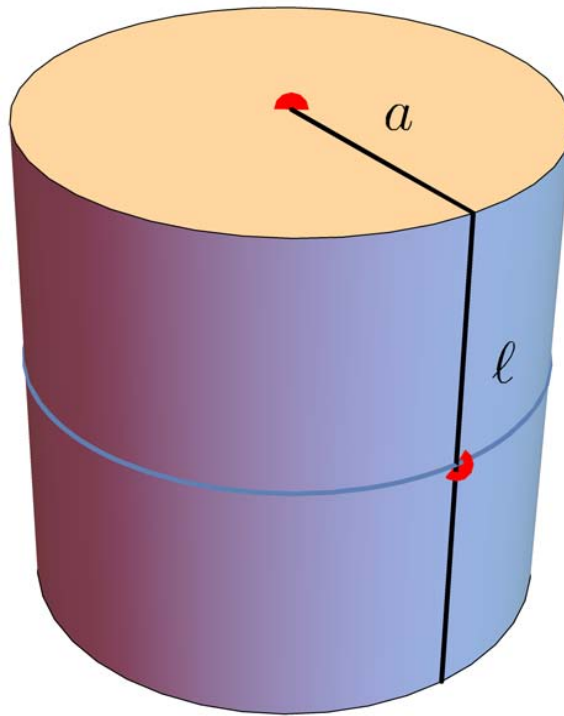


Figure 1 : Geometry of massive cylinder

II. SURFACE GRAVITY OF A HOMOGENEOUS MASSIVE CYLINDER

It is textbook material how to compute the Newtonian gravitational field $\vec{G}(\vec{r})$ generated by a given three-dimensional static mass distribution $\rho(\vec{r}')$. In the absence of symmetry arguments, it involves a three-dimensional integral collecting the contributions

$$d\vec{G}(\vec{r}, \vec{r}') = \gamma \rho(\vec{r}') \frac{\vec{r}' - \vec{r}}{|\vec{r}' - \vec{r}|^3} d^3\vec{r}' \quad (2.1)$$

produced by the masses at positions \vec{r}' , with γ denoting the gravitational constant. For the case of a solid homogeneous body B of volume V and total mass M , clearly $\rho(\vec{r}') = M/V$ is constant, and one gets

$$\vec{G}(\vec{r}) = \gamma \frac{M}{V} \int_B d^3\vec{r}' \frac{\vec{e}_{\vec{r}' - \vec{r}}}{(\vec{r}' - \vec{r})^2}, \quad (2.2)$$

where $\vec{e}_{\vec{r}' - \vec{r}}$ is the unit vector pointing from the observer (at \vec{r}) to the mass point at \vec{r}' . The surface gravity (specific weight of a probe) located somewhere on the surface ∂B of my solid is obtained by simply restricting \vec{r} to ∂B .

One might think of simplifying the task by computing the gravitational potential rather than the field, since the corresponding integral is scalar and appears to be easier. However, evaluating the surface gravity then requires taking a gradient in the end and thus keeping at least an infinitesimal dependence on a coordinate normal to the surface. Retaining this

additional parameter until finally computing the derivative of the potential with respect to it before setting it to zero yields no calculational gain over a direct computation of \vec{G} .

The original question of Pascal concerned a cylindrical rod, whose length and radius I denote by ℓ and a , respectively, so that $V = \pi a^2 \ell$. The integral above has dimension of length, and I shall scale out a factor of ℓ to pass to dimensionless quantities. For the remaining dimensionless parameter I choose the ratio of diameter to length of the cylinder, $t := 2a/\ell$, see Fig. 1. I shall frequently have to express some of the four quantities a , ℓ , t and V in terms of a pair of the others, so let me display the complete table of the relations,

$$\begin{aligned} a &= \ell t/2 = \sqrt{V/(\pi \ell)} = \sqrt[3]{V t/(2\pi)} \\ \ell &= 2a/t = V/(\pi a^2) = \sqrt[3]{4V/(\pi t^2)} \\ t &= 2a/\ell = 2\pi a^3/V = \sqrt[3]{4V/(\pi \ell^3)} \\ V &= \pi a^2 \ell = 2\pi a^3/t = \pi \ell^3 t^2/4. \end{aligned} \quad (2.3)$$

Pascal's problem was to compare for this cylinder the surface gravity at the symmetry axis point to the one at a point on the mid-circumference or equator. Let me treat both cases in turn.

a) Surface gravity at the axis

Naturally I employ cylindrical coordinates (z, ρ, ϕ) for \vec{r}' and put the symmetry axis point in the origin. With $\vec{r} = 0$ the expression (2.2) then becomes

$$\begin{aligned}
\vec{G}(0) &= \gamma \frac{M}{V} \int_0^\ell dz \int_0^a d\rho \rho \int_0^{2\pi} d\phi (z^2 + \rho^2)^{-3/2} \begin{pmatrix} \rho \cos \phi \\ \rho \sin \phi \\ -z \end{pmatrix} \\
&= -2\pi \gamma \frac{M}{V} \int_0^\ell dz \int_0^a d\rho \frac{\rho z}{(z^2 + \rho^2)^{3/2}} \vec{e}_z =: -G_a \vec{e}_z.
\end{aligned} \tag{2.4}$$

The ρ and z integrals are elementary,

$$\begin{aligned}
G_a &= 2\pi \gamma \frac{M}{V} \int_0^\ell dz \int_0^a d\rho \frac{\rho z}{(z^2 + \rho^2)^{3/2}} = 2\pi \gamma \frac{M}{V} \int_0^\ell dz \left[\frac{z}{\sqrt{z^2 + \rho^2}} \right]_0^a \\
&= 2\pi \gamma \frac{M}{V} \int_0^\ell dz \left\{ 1 - \frac{z}{\sqrt{z^2 + a^2}} \right\} = 2\pi \gamma \frac{M}{V} \left[z - \sqrt{z^2 + a^2} \right]_0^\ell \\
&= 2\pi \gamma \frac{M}{V} \left\{ \ell + a - \sqrt{\ell^2 + a^2} \right\} = 2\pi \gamma \frac{M}{V} \ell \left\{ 1 + \frac{t}{2} - \sqrt{1 + \frac{t^2}{4}} \right\}.
\end{aligned} \tag{2.5}$$

It is a bit curious that the result is symmetric under the exchange of ℓ and a , and so in the thin rod ($a \rightarrow 0$) and thin disk ($\ell \rightarrow 0$) limits one finds that

$$G_a = 2\pi \gamma \frac{M}{V} a \left\{ 1 - \frac{a}{2\ell} + \dots \right\} \quad \text{and} \quad G_a = 2\pi \gamma \frac{M}{V} \ell \left\{ 1 - \frac{\ell}{2a} + \dots \right\}, \tag{2.6}$$

respectively, with $a^2 \ell = V/\pi$ fixed of course.

Apart from the linear dependence on the gravitational constant γ and the mass density $\frac{M}{V}$, the surface gravity must carry a dimensional length factor, which choose to be the cylinder length ℓ . However, ℓ , t and V are obviously related, and for comparing different shapes of the same mass and volume it is preferable to eliminate ℓ in favor of V and t . The resulting expression for the surface gravity has the universal form

$$G = (\text{numerical factor}) \times \gamma M V^{-2/3} (\text{shape function}), \tag{2.7}$$

where the shape function depends on dimensionless parameters like t only. For the case at hand, I obtain

$$G_a = 2^{5/3} \pi^{2/3} \gamma M V^{-2/3} t^{-2/3} \left\{ 1 + \frac{t}{2} - \sqrt{1 + \frac{t^2}{4}} \right\}. \tag{2.8}$$

The asymptotic behavior for a thin rod ($t \rightarrow 0$) and for a thin disk ($t \rightarrow \infty$) takes the form

$$G_a = 2^{5/3} \pi^{2/3} \gamma M V^{-2/3} \times \begin{cases} \frac{1}{2} t^{1/3} - \frac{1}{8} t^{4/3} + \frac{1}{128} t^{10/3} + O(t^{16/3}) & \text{for } t \rightarrow 0 \\ t^{-2/3} - t^{-5/3} + t^{-11/3} + O(t^{-17/3}) & \text{for } t \rightarrow \infty \end{cases}. \tag{2.9}$$

b) Surface gravity at the equator

This is the harder case, as it lacks the cylindrical symmetry. Naturally putting the origin of the cylindrical coordinate system at the cylinder's center of mass, hence $\vec{r} = (a, 0, 0)^\top$, the surface gravity integral (2.2) reads

$$\vec{G}(a) = \gamma \frac{M}{V} \int_{-\ell/2}^{\ell/2} dz \int_0^a d\rho \rho \int_0^{2\pi} d\phi ([\rho \cos \phi - a]^2 + [\rho \sin \phi]^2 + z^2)^{-3/2} \begin{pmatrix} \rho \cos \phi - a \\ \rho \sin \phi \\ z \end{pmatrix}$$

$$\begin{aligned}
&= \gamma \frac{M}{V} \int_{-\ell/2}^{\ell/2} dz \int_0^a d\rho \rho \int_0^{2\pi} d\phi \frac{\rho \cos \phi - a}{(z^2 + a^2 + \rho^2 - 2a\rho \cos \phi)^{3/2}} \vec{e}_x \\
&= 2\gamma \frac{M}{V} \ell \int_0^{1/2} du \int_0^1 dv \int_0^{2\pi} d\phi \frac{v(v \cos \phi - 1)}{u^2 \ell^2 / a^2 + 1 + v^2 - 2v \cos \phi)^{3/2}} \vec{e}_x =: -G_m \vec{e}_x, \quad (2.10)
\end{aligned}$$

where I employed the $z \leftrightarrow -z$ symmetry and substituted $z = u\ell$ and $\rho = va$ for a dimensionless integral. The u integration is elementary,

$$\begin{aligned}
G_m &= \gamma \frac{M}{V} \ell \int_0^1 dv \int_0^{2\pi} d\phi \frac{v(1 - v \cos \phi)/(1 + v^2 - 2v \cos \phi)}{\sqrt{\ell^2/(4a^2) + 1 + v^2 - 2v \cos \phi}} \\
&= 2\gamma \frac{M}{V} \ell \int_0^1 dv \int_{-1}^1 dw \frac{v(1 - vw)/(1 + v^2 - 2vw)}{\sqrt{(1 - w^2)(t^{-2} + 1 + v^2 - 2vw)}}, \quad (2.11)
\end{aligned}$$

after substituting $\cos \phi = w$ and using the definition $2a/\ell = t$.

The remaining double integrals leads to lengthy expressions in terms of complete elliptic integrals, which I do not display here. For $t \rightarrow \infty$ it diverges logarithmically. It is possible, however, to extract the limiting behavior for $t \rightarrow 0$ as

$$G_m = 2\pi \gamma \frac{M}{V} a \left\{ 1 - O\left(\frac{a}{\ell}\right) \right\}, \quad (2.12)$$

which in leading order surprisingly agrees with that of G_a .

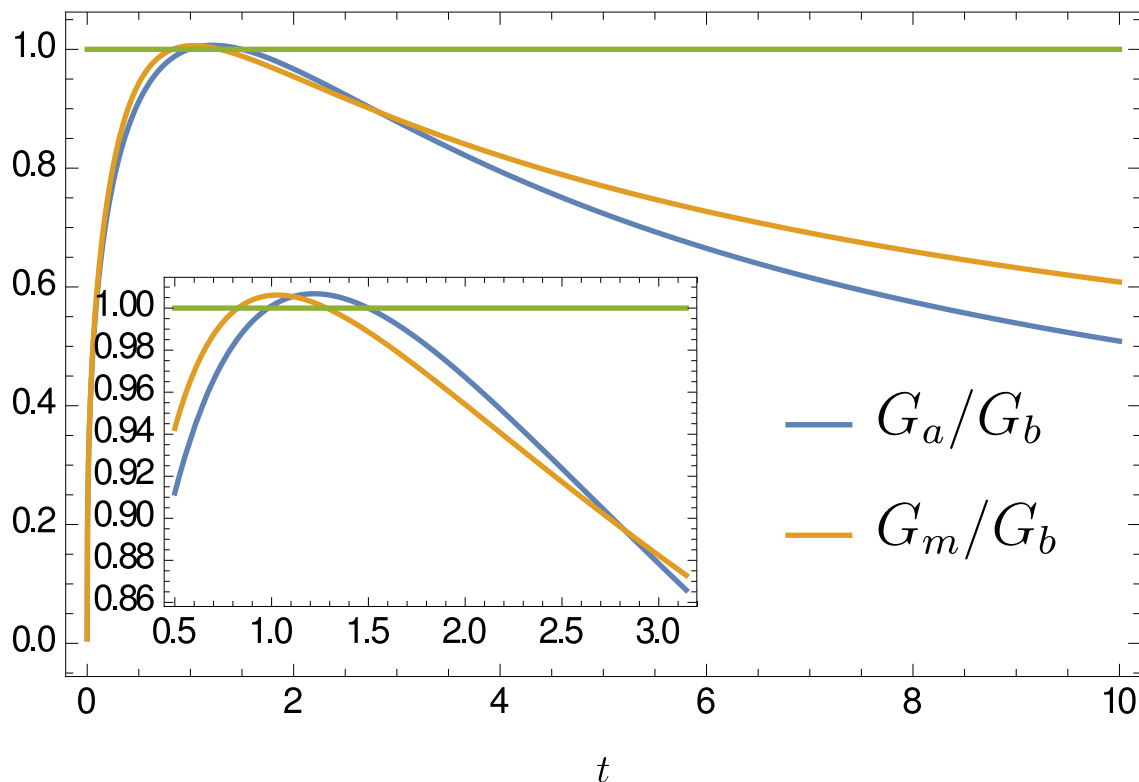


Figure 2 : Cylinder surface gravity on symmetry axis and mid-circumference

c) *Comparison with a spherical ball*

To get a feeling for these results, it is natural to compare them with the surface gravity of a homogeneous ball of the same mass M and density, thus of radius

$$r_b = \left(\frac{4\pi}{3}\right)^{-1/3} V^{1/3}. \quad (2.13)$$

The surface gravity $\vec{G}(r_b) = -G_b \vec{e}_r$ of the latter is well known,

$$G_b = \gamma M/r_b^2 = \gamma \frac{M}{V} \frac{4\pi}{3} r_b = \left(\frac{4\pi}{3}\right)^{2/3} \gamma M V^{-2/3}. \quad (2.14)$$

Hence, the relation of the cylindrical to the spherical surface gravity is

$$\frac{G_a}{G_b} = 2\pi \left(\frac{\pi}{4}\right)^{-1/3} t^{-2/3} \left\{1 + \frac{t}{2} - \sqrt{1 + \frac{t^2}{4}}\right\} / \left(\frac{4\pi}{3}\right)^{2/3} = \sqrt[3]{18} t^{-2/3} \left\{1 + \frac{t}{2} - \sqrt{1 + \frac{t^2}{4}}\right\}, \quad (2.15)$$

for the axis position, see Fig. 2. Surprisingly, in the interval

$$t \in \left[\frac{4}{9}(2\sqrt{13}-5), \frac{3}{2}\right] \approx [0.98271, 1.50000] \quad (2.16)$$

the weight on the cylinder's axis exceeds that on the reference ball! Indeed, its maximal value is attained at

$$t_a = \frac{1}{4}(9 - \sqrt{17}) \approx 1.21922 \quad \Rightarrow \quad \frac{G_a}{G_b}|_{\max} = \frac{G_a}{G_b}(t_a) \approx 1.00682. \quad (2.17)$$

The asymptotic behavior is easily deduced to be

$$\frac{G_a}{G_b} = \sqrt[3]{\frac{9\pi}{2}} \frac{a}{V^{1/3}} \left(1 - O\left(\frac{a^3}{V}\right)\right) \quad \text{and} \quad \frac{G_a}{G_b} = \sqrt[3]{\frac{9\pi}{2}} \frac{\ell}{V^{1/3}} \left(1 - O\left(\sqrt{\frac{\ell^3}{V}}\right)\right), \quad (2.18)$$

for $a \rightarrow 0$ and $\ell \rightarrow 0$, respectively.

For the equatorial position's surface gravity I do not have an analytic expression, only its limiting forms

$$\frac{G_m}{G_b} \sim \sqrt[3]{\frac{9\pi}{2}} \frac{a}{V^{1/3}} \approx 2.41799 \frac{a}{V^{1/3}} \quad \text{and} \quad \frac{G_m}{G_b} \sim 0.36813 \frac{\ell}{V^{1/3}} \left| \log \frac{\ell}{V^{1/3}} \right| \quad (2.19)$$

for $a \rightarrow 0$ and $\ell \rightarrow 0$, respectively. Numerical analysis shows that G_m/G_b (see Fig. 2) attains a maximum at

$$t_m \approx 1.02928 \quad \Rightarrow \quad \frac{G_m}{G_b}|_{\max} \approx 1.00619. \quad (2.20)$$

Furthermore, for any given shape in an asymptotic regime, the equatorial position is superior to the axis one. Only in the interval $1.10948 \lesssim t \lesssim 2.82154$ is our mini-bug heavier on the axis.

III. WHICH SHAPE MAXIMIZES THE SURFACE GRAVITY?

This finding suggests the question: Can one do better than the cylinder with a clever choice of shape? It turns the problem into a variational one. Suppose I have by some means discovered the homogeneous body \bar{B} which, for fixed mass and volume, yields the maximally possible gravitational pull in some location on its surface. Without loss of generality I can put this point to the origin of my coordinate system and orient the solid in such a way that its outward normal in this point aims in the positive z direction, so gravity pulls downwards as is customary.

Expressing the surface gravity at this position for an arbitrary body B as a functional of its shape, then \bar{B} must maximize this functional, under the constraint of fixed mass and volume. The following three features of the optimal shape are evident:

- It does not have any holes, so has just a single boundary component
- It is convex
- It is rotationally symmetric about the normal at the origin

These facts imply that the surface ∂B may be parametrized as in Fig. 3,

$$\partial B = \left\{ R(\theta)(\sin \theta \cos \phi, \sin \theta \sin \phi, -\cos \theta)^\top \mid 0 \leq \theta \leq \frac{\pi}{2}, 0 \leq \phi < 2\pi \right\}, \quad (3.1)$$

with $R(\theta) \geq 0$ and $R(\frac{\pi}{2}) = 0$. The function $R(\theta)$ (which may be extended via $R(-\theta) = R(\theta)$) completely describes the shape of the solid of revolution B . It may be viewed as the boundary curve of the intersection of B with the xz plane. Its convexity implies the condition

$$\left(\frac{1}{R(\theta)}\right)'' + \frac{1}{R(\theta)} \geq 0. \quad (3.2)$$

Employing the symmetry under reflection on the rotational axis,

$$S : (\theta, \phi) \mapsto (\theta, \phi + \pi) \sim (-\theta, \phi), \quad (3.3)$$

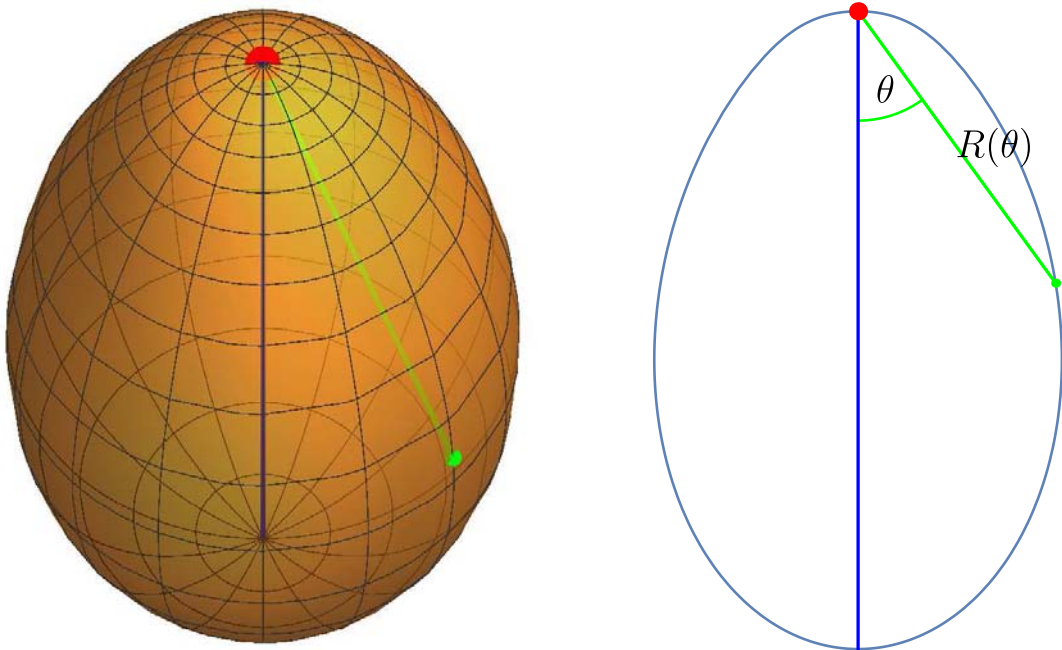


Figure 3 : Parametrization of surface of revolution ∂B

the surface gravity functional (2.2) then reads

$$\vec{G}[R] = \gamma \frac{M}{V} \int_B \frac{d^3 \vec{r}}{r^2} \frac{1}{2}(\vec{e}_{\vec{r}} + S\vec{e}_{\vec{r}}) =: -G[R] \vec{e}_z, \quad (3.4)$$

$$G[R] = 2\pi \gamma \frac{M}{V} \int_0^1 d \cos \theta \int_0^{R(\theta)} dr \cos \theta = 2\pi \gamma \frac{M}{V} \int_0^1 d \cos \theta R(\theta) \cos \theta. \quad (3.5)$$

It is to be maximized with the mass (and thus the volume) kept fixed,

$$M[R] = \frac{M}{V} \int_B d^3\vec{r} = 2\pi \frac{M}{V} \int_0^1 d\cos\theta \int_0^{R(\theta)} r^2 dr = \frac{2\pi}{3} \frac{M}{V} \int_0^1 d\cos\theta R(\theta)^3 \stackrel{!}{=} M. \quad (3.6)$$

Such constrained variations are best treated by the method of Lagrange multipliers, which here instructs me to combine the two functionals to

$$2\pi \frac{M}{V} U[R, \lambda] = G[R] - \lambda (M[R] - M), \quad (3.7)$$

introducing a Lagrange multiplier λ (a real parameter to be fixed subsequently). More explicitly,

$$U[R, \lambda] = \int_0^1 d\cos\theta \left[\gamma R(\theta) \cos\theta - \frac{1}{3} \lambda R(\theta)^3 \right] - \lambda \frac{V}{2\pi}, \quad (3.8)$$

so $\partial_\lambda U = 0$ clearly fixes the volume of B to be equal to V . Demanding that, for λ fixed but arbitrary, U is stationary under any variation of the boundary curve, $R \mapsto R + \delta R$, determines $R = R_\lambda$:

$$0 = \delta U[R_\lambda, \lambda] = \int_0^1 d\cos\theta \delta R(\theta) [\gamma \cos\theta - \lambda R_\lambda(\theta)^2], \quad (3.9)$$

so I immediately read off

$$R_\lambda(\theta) = \sqrt{\frac{\gamma}{\lambda} \cos\theta}. \quad (3.10)$$

It remains to compute the value $\bar{\lambda}$ of the Lagrange multiplier by inserting the solution R_λ into the constraint (3.6),

$$M \stackrel{!}{=} M[R_\lambda] = \frac{2\pi}{3} \frac{M}{V} \int_0^1 d\cos\theta \left(\frac{\gamma}{\lambda} \cos\theta \right)^{3/2} = \frac{4\pi}{15} \frac{M}{V} \left(\frac{\gamma}{\lambda} \right)^{3/2}, \quad (3.11)$$

yielding $\bar{\lambda} = \left(\frac{4\pi}{15V} \right)^{2/3} \gamma$ and hence the complete solution as displayed in Fig. 4,

$$\bar{R}(\theta) := R_{\bar{\lambda}}(\theta) = 2 R_0 \sqrt{\cos\theta} \quad \text{with} \quad (2 R_0)^3 = \frac{15}{4\pi} V. \quad (3.12)$$

What does this curve look like? Let me pass to Cartesian coordinates in the xz plane,

$$\bar{R}^2 = (2 R_0)^2 \cos\theta = x^2 + z^2 \quad \text{and} \quad \cos\theta = \frac{z}{\sqrt{x^2 + z^2}}, \quad (3.13)$$

which yields the sextic curve (cubic in squares)

$$(x^2 + z^2)^3 = (2 R_0)^4 z^2 \quad \text{with} \quad R_0^3 = \frac{15}{32\pi} V. \quad (3.14)$$

The parameter R_0 only takes care of the physical dimensions and determines the overall size of the solid. In dimensionless coordinates it may be put to unity, which fixes the vertical diameter to be equal to 2 and allows for a comparison of my optimal curve with the unit circle,

$$r(z) = 2|z|^{1/3} \quad \text{versus} \quad r(z) = 2|z|^{1/2} \quad \text{for} \quad r(z)^2 = x^2 + z^2, \quad (3.15)$$

with $-z \in [0, 2]$ and $r(z) \in [0, 2]$. Since $|z|^{1/3} \geq |z|^{1/2}$ in the interval of question, my curve lies entirely outside the reference circle, touching it only twice on the z axis. (Note that $R_0 \neq r_b$ so the corresponding volumes differ.) Other than the sphere, my curve has a critical point: Due to $z \sim x^3$ near the origin, the curvature vanishes there. Clearly, the vertical extension of \bar{B} is $\Delta z = 2R_0$ while its width is easily computed to be

$$\Delta x = 2 \sqrt[4]{\frac{4}{27}} 2R_0 \approx 2.48161 R_0 \quad \text{at} \quad z_0 = -\sqrt[4]{\frac{1}{27}} 2R_0 \approx -0.87738 R_0. \quad (3.16)$$

The shape of my optimal body \bar{B} vaguely resembles an apple, with the flatter side up.

My final goal is to calculate the maximal possible weight G_{\max} , or

$$G[\bar{R}] = 2\pi \gamma \frac{M}{V} 2R_0 \int_0^1 d \cos \theta (\cos \theta)^{3/2} = 2\pi \gamma \frac{M}{V} \sqrt[3]{\frac{15V}{4\pi}} \frac{2}{5} = \left(\frac{4\pi\sqrt{3}}{5}\right)^{2/3} \gamma M V^{-2/3}. \quad (3.17)$$

Comparing with the spherical shape,

$$\frac{G[\bar{R}]}{G_b} = 3 \cdot 5^{-2/3} = \frac{3}{5} \sqrt[3]{5} \approx 1.02599. \quad (3.18)$$

I conclude that by homogeneous reshaping it is possible to increase the surface gravity of a spherical ball by at most 2.6% !

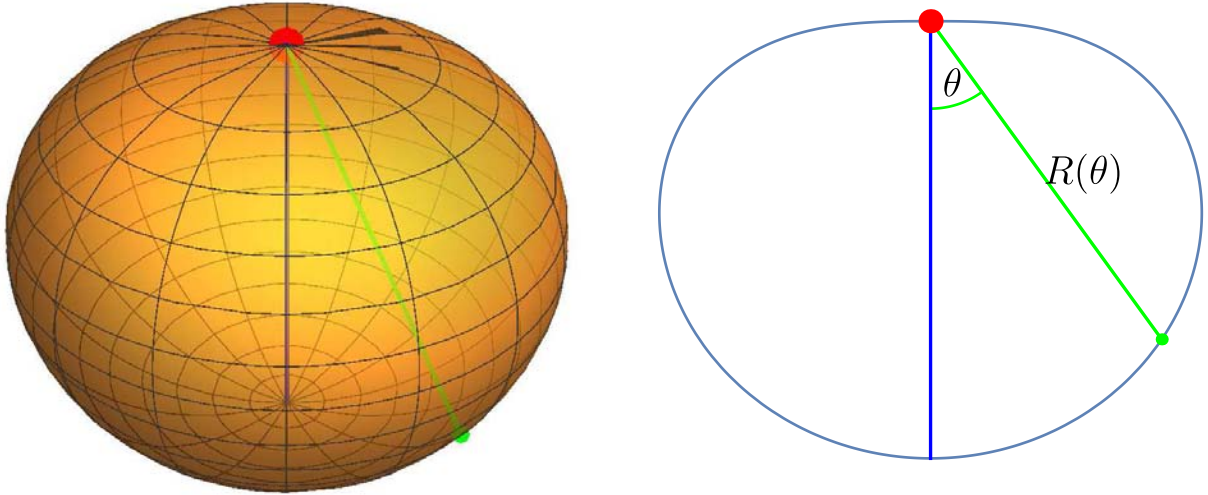


Figure 4 : Optimal asteroid surface $\partial \bar{B}$

IV. OTHER SHAPES

Since the cylinder shape is already superior to the spherical one for maximizing surface gravity, it is interesting to explore a few other more or less regular bodies, to see how close they can get to the optimal value of $\frac{3}{5} \sqrt[3]{5} \approx 1.02599$. Let me discuss three cases which are fairly easy to parametrize in the cylindrical coordinates chosen.

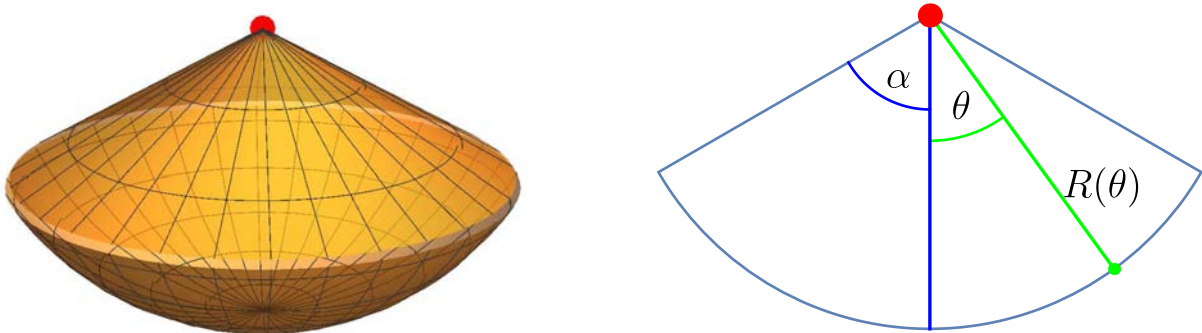


Figure 5 : Conical segment of a spherical ball

First, I consider a conical segment of a spherical ball centered in the origin, with opening angle $2\alpha < \pi$ and radius r_c , see Fig. 5. Here, one simply has

$$0 \leq \theta \leq \alpha \quad \text{and} \quad R_c(\theta) = r_c, \quad (4.1)$$

thus the surface gravity (3.5) reduces to

$$G_c = 2\pi \gamma \frac{M}{V} \int_{\cos \alpha}^1 d \cos \theta \int_0^{r_c} dr \cos \theta = 2\pi \gamma \frac{M}{V} r_c \frac{1}{2} (1 - \cos^2 \alpha). \quad (4.2)$$

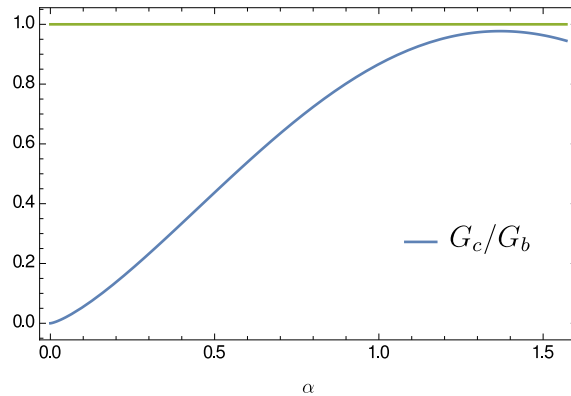


Figure 6 : Surface gravity on the apex of a conical segment of a spherical ball

Since at the same time,

$$M = 2\pi \frac{M}{V} \int_{\cos \alpha}^1 d \cos \theta \int_0^{r_c} r^2 dr = 2\pi \frac{M}{V} \frac{1}{3} r_c^3 (1 - \cos \alpha), \quad (4.3)$$

one gets

$$G_c = \left(\frac{\sqrt{3}\pi}{2} \right)^{2/3} \gamma M V^{-2/3} (1 - \cos^2 \alpha) (1 - \cos \alpha)^{-1/3}, \quad (4.4)$$

leading to the curve in Fig. 6,

$$\frac{G_c}{G_b} = \frac{3}{4} \sqrt[3]{2} (1 - \cos^2 \alpha) (1 - \cos \alpha)^{-1/3}. \quad (4.5)$$

The best opening angle occurs at an angle of about 78.5° ,

$$\cos \alpha = \frac{1}{5} \approx 1.36944 \quad \Rightarrow \quad \left. \frac{G_c}{G_b} \right|_{\max} = 2^{2/3} \cdot 9 \cdot 5^{-5/3} \approx 0.97719. \quad (4.6)$$

Clearly, the spherical ball beats any cone. The value $\alpha = \frac{\pi}{2}$ describes a semi-ball, which yields

$$\left. \frac{G_c}{G_b} \right|_{\alpha=\pi/2} = 2^{-8/3} \cdot 3 \approx 0.94494. \quad (4.7)$$

Second, let me try out the radius function $R(\theta)$ being an arbitrary power n of $\cos \theta$,

$$R_n(\theta) = 2 r_n (\cos \theta)^n \quad \text{with} \quad n > 0, \quad (4.8)$$

displayed in Fig. 7 for $n=2$. This produces

$$G_n = 2\pi \gamma \frac{M}{V} 2r_n \int_0^1 d \cos \theta (\cos \theta)^{n+1} = 2\pi \gamma \frac{M}{V} 2r_n \frac{1}{n+2}. \quad (4.9)$$

The special value of $n=1$ yields a spherical ball, which separates squashed forms ($n<1$) from elongate ones ($n>1$). With

$$M = \frac{2\pi}{3} \frac{M}{V} \int_0^1 d \cos \theta (2r_n (\cos \theta)^n)^3 = \frac{2\pi}{3} \frac{M}{V} (2r_n)^3 \frac{1}{3n+1} \quad (4.10)$$

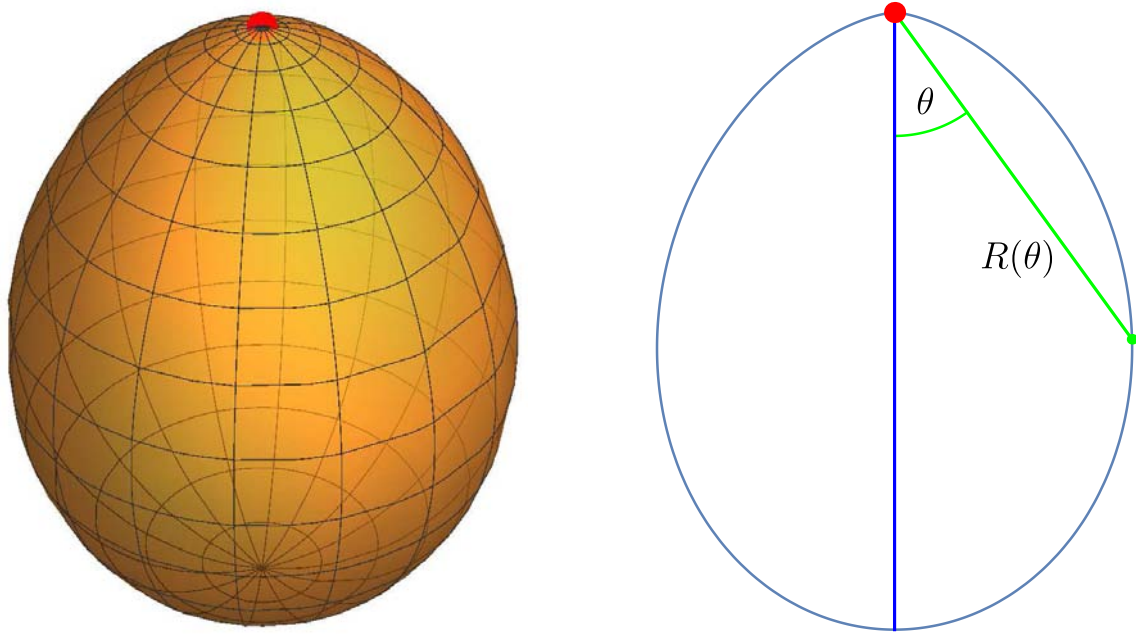


Figure 7 : Shape for radius function $R(\theta) \sim \cos^2 \theta$

I can eliminate r_n and find

$$\frac{G_n}{G_b} = 3 \left(\frac{1}{4}(3n+1) \right)^{1/3} / (n+2), \quad (4.11)$$

which is shown in Fig. 8. This is indeed maximized for

$$n = \frac{1}{2} \quad \Rightarrow \quad \frac{G_{1/2}}{G_b} = 3 \cdot 5^{-2/3}, \quad (4.12)$$

as was already found in (3.12) and (3.18). It exceeds unity in the interval $0.17424 \lesssim n < 1$.

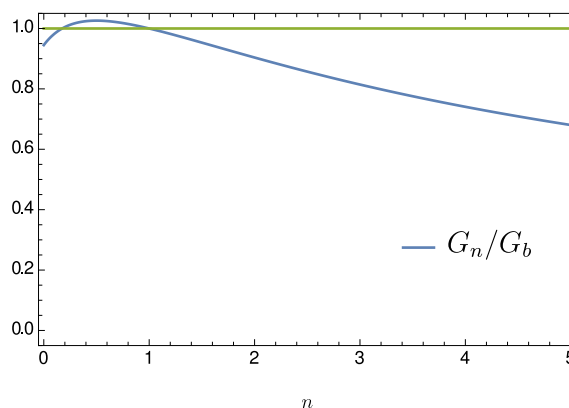


Figure 8 : Surface gravity on a body with radius function $R(\theta) \sim \cos^n \theta$

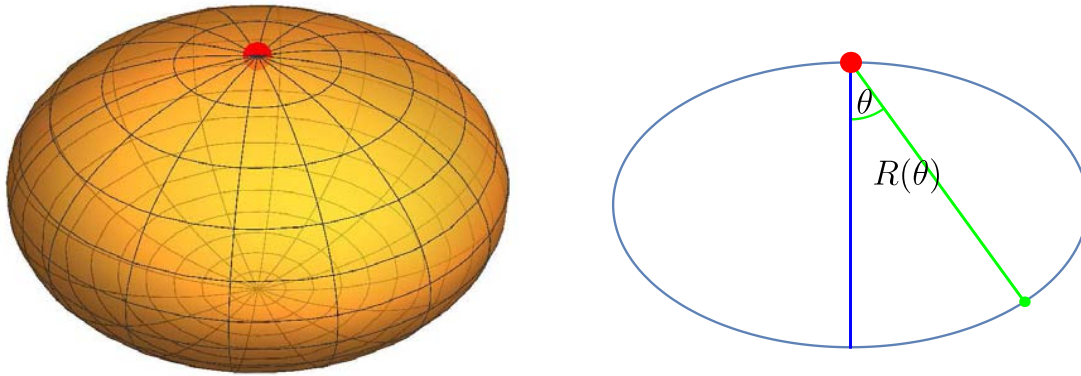


Figure 9 : Oblate ellipsoid with eccentricity $\epsilon = 0.8$

Third, I look at an oblate ellipsoid of revolution with minor semi-axis length r_e and eccentricity ϵ , see Fig. 9. In this case,

$$R_e(\theta) = \frac{2r_e \cos \theta}{1 - \epsilon^2 \sin^2 \theta} = \frac{2r_e \cos \theta}{1 - \epsilon^2 + \epsilon^2 \cos^2 \theta} \quad \text{with } \epsilon \in [0, 1), \quad (4.13)$$

which includes the sphere for $\epsilon=0$. (The prolate case corresponds to imaginary ϵ .) The surface gravity and mass integrals then become

$$G_e = 2\pi \gamma \frac{M}{V} 2r_e \int_0^1 dy \frac{y^2}{1 - \epsilon^2 + \epsilon^2 y^2} = 2\pi \gamma \frac{M}{V} 2r_e \frac{1}{\epsilon^2} \left(1 - \sqrt{\frac{1 - \epsilon^2}{\epsilon^2}} \arctan \sqrt{\frac{\epsilon^2}{1 - \epsilon^2}} \right), \quad (4.14)$$

$$M = \frac{2\pi}{3} \frac{M}{V} (2r_e)^3 \int_0^1 dy \frac{y^3}{(1 - \epsilon^2 + \epsilon^2 y^2)^3} = \frac{2\pi}{3} \frac{M}{V} (2r_e)^3 \frac{1}{4(1 - \epsilon^2)}, \quad (4.15)$$

respectively. From this I conclude that

$$\frac{G_e}{G_b} = 3(1 - \epsilon^2)^{1/3} \frac{1}{\epsilon^2} \left(1 - \sqrt{\frac{1 - \epsilon^2}{\epsilon^2}} \arctan \sqrt{\frac{\epsilon^2}{1 - \epsilon^2}} \right), \quad (4.16)$$

shown in Fig. 10. This is larger than one for $\epsilon \lesssim 0.85780$ and is maximized numerically at

$$\epsilon \approx 0.69446 \Rightarrow \left. \frac{G_e}{G_b} \right|_{\max} \approx 1.02204. \quad (4.17)$$

Hence, I can come to within less than 0.4% of the optimal surface gravity by engineering an appropriate ellipsoid.

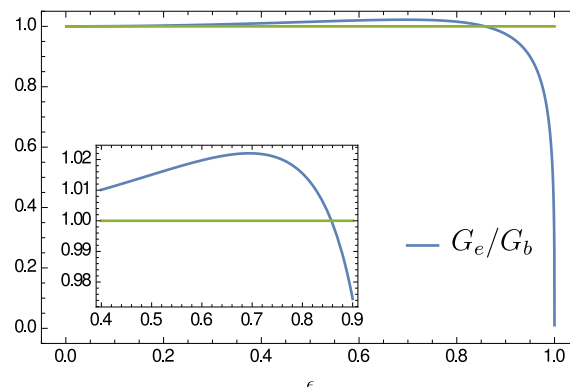


Figure 10 : Surface gravity on an ellipsoid with eccentricity ϵ

V. CONCLUSIONS

The main result of this short paper is a universal sixth-order planar curve,

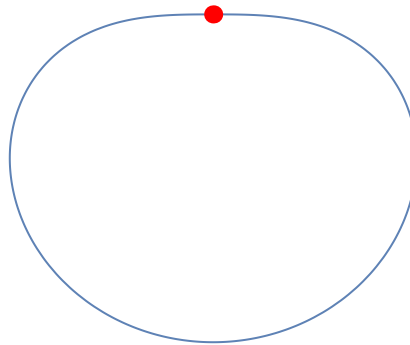
$$\mathcal{C}_{\text{Gh}} : (x^2 + z^2)^3 - (4z)^2 = 0 \quad \Leftrightarrow \quad r(\theta) = 2\sqrt{\cos \theta}, \quad (5.1)$$

which characterizes the shape of the homogeneous body admitting the maximal possible surface gravity in a given point, for unit mass density and volume. It is amusing to speculate about its use for asteroid engineering in an advanced civilization or our own future. This curve seems not yet to have occurred in the literature, and so I choose to name it “Gharemani curve” after my deceased friend who initiated the whole enterprise.

The maximally achievable weight on bodies of various shapes is listed in the following table. It occurs at the intersection of the rotational symmetry axis with the body’s surface and is normalized to the value on the spherical ball.

shape	cone	ball	cylinder	ellipsoid	Gharemani
maximum of G/G_b	0.97719	1.00000	1.00682	1.02204	1.02599

It can pay off to get inspired by the curiosity of your non-scientist friends. The result is a lot of fun and may even lead to new science!



VI. ACKNOWLEDGMENTS

I thank Michael Flohr for help with Mathematica and the integral (2.11).

REFERENCES RÉFÉRENCES REFERENCIAS

1. O. Lechtenfeld, *Mathematical methods for physicists II*, summer term 2000, tutorial exercises 22 June 2000, problem 1, <http://www.itp.uni-hannover.de/~lechtenf/RDP/2000/p11.pdf>. (Part (e) contains two typos.)
2. O. Lechtenfeld, *Mathematical methods for physicists II*, summer term 2009, homework exercises 22 June 2009, problem 86, <http://www.itp.uni-hannover.de/~lechtenf/RDP/2009/h25.pdf>.
3. Y. Kantor, *Physics Questions/Problems*, quizz page <http://www.tau.ac.il/~kantor/QUIZ/>, problem 02/02 (“Maximal gravity”), with answers.
4. D. Morin, *Introduction to Classical Mechanics*, Cambridge University Press, 2007, p. 188, problem 5.67 (“Maximal gravity”).
5. X.-W. Wang and Y. Su, *The optimal shape of an object for generating maximum gravity field at a given point in space*, Eur. J. Phys. 36 (2015) 055010 [arXiv:1412.5541 [physics.class-ph]].